

**A Level OCR exam Assessment Objectives**

Candidates are expected to demonstrate the following in the context of the content described:

AO1-24 marks

DEVELOP ideas through sustained and focused investigations informed by contextual and other sources, demonstrating analytical and critical understanding.

AO2- 24 marks

EXPLORE and select appropriate resources, media, materials, techniques and processes, reviewing and refining ideas as work develops.

AO3-24 marks

RECORD ideas, observations and insights relevant to intentions, reflecting critically on work and progress.




AO4 -24 marks

PRESENT a personal and meaningful response that realises intentions and, where appropriate, makes connections between visual and other elements.

LG1: Knowledge: To know and understand different the properties of media, techniques, artist research skills and design concepts- print design

LG2: Application: To apply Art/textiles/print skills learnt to create ideas and final pieces.

LG3: Skills: To learn and experiment with media techniques, methods of Print and the design process.

Lesson Title	Learning Goals/Outcomes/Content			
1/2 What are the key requirements of the course? What is architecture?	LG- To know the requirements of the course LG2- To know how products we use are linked to a style in design History			
Lesson 3/4 What is perspective drawing?  How can use perspective drawing in an Architecture project?	LG1: Knowledge To understand formal elements of perspective drawing.  LG3:Skills To draw a range of architecture perspectives using skills			
Lesson 5/8 What is Lino cutting/block printing?  How do you create repeat patterns?	LG1: Knowledge To understand formal elements of lino cutting and block printing.  LG3:Skills To produce a lino block			
9/13 What is screen printing?  How do you produce a stencil?	LG1: Knowledge To understand formal elements of screen printing.  LG3:Skills To produce a computer and one off stencil and screen print.			

How do you produce a screen? Industrially? One off?				
14/15 What are collagraphs?  How do you produce an etching?  Computer etching with lasers? Handmade etching?	LG1: Knowledge  To understand formal elements of etching. As this is traditionally a process that uses meals and acids and printing presses the process will only be discussed however we will look at more modern opportunities to create a similar effect.  LG3: Skills To produce an etching To produce a collagraph			
<i>Fill in if desired.</i> How can you draw on a computer?	LG1- To know how to set up and draw basic shapes on Google sketch-up  LG2-apply new skills to produce a CAD building drawing.			
<i>Fill in if desired</i> How can you draw a CAD clock design using 2D or Corel for laser cutting?	LG1- To know how to set up an accurate CAD drawing of a building.  LG2-How to interpret a hand drawing and make into a CAD drawing to be used for the Laser  LG3- To apply knowledge on 2D or Corel Draw to produce cutting designs model making			
16-17-on-going through to completion  maybe continued whilst completing main piece.	LG1- To use learnt skills to produce high end sketch pad safely and with creativity.			
End of Unit	ASSESSMENT			

**Links:** LG1: Contextual study and theory are important parts of Art. Knowledge of media, processes and techniques are studied throughout A level.

LG2: Application is a vital skill at A level. Students need to be able to apply skills, techniques and processes in their own final responses using inspiration from contextual studies.

LG3: All skills learnt such as media techniques, processes such as Photoshop and methods such as perspective drawing will be revisited and refined throughout A level.