

**A Level OCR exam Assessment Objectives**

Candidates are expected to demonstrate the following in the context of the content described:

AO1-24 marks: DEVELOP ideas through sustained and focused investigations informed by contextual and other sources, demonstrating analytical and critical understanding.

AO2- 24 marks: EXPLORE and select appropriate resources, media, materials, techniques and processes, reviewing and refining ideas as work develops.




AO3-24 marks: RECORD ideas, observations and insights relevant to intentions, reflecting critically on work and progress.

AO4 -24 marks: PRESENT a personal and meaningful response that realises intentions and, where appropriate, makes connections between visual and other elements.

**LG1: Knowledge:** To know and understand different the properties of media, techniques, artist research skills and design concepts.

**LG2: Application:** To apply Art and Design skills learnt to create ideas and final pieces.

**LG3: Skills:** To learn and experiment with media techniques, methods of drawing/observing and the design process.

Lesson Title	Learning Goals/Outcomes/Content			
How can we develop personal interpretation of the theme of Identity for the practical investigation to create a mood board? Different aspects including artistic and cultural explored. Focus on how we can develop contextual research to show a wide range of sources.	LG1: Knowledge-To understand the concept of Identity and how to research and respond in a personal way. LG2: Application-To apply research, images, ideas to create a collage mood board as a visual response.			
Creation of a visual and written inspirational artist study sheet focusing on personal response to theme. How can this artist inspire ideas? How can we analyse the influences/work of a practising artist.	LG1: Knowledge-To understand the influences and inspiration of a chosen artist. LG2: Application-To apply the understanding of an artist to written contextual research.			
Creation of an inspirational artist study sheet focusing on personal response to theme. How can this artist inspire ideas? How can we experiment with the artist style or create a transcription of an artist's piece?	LG1: Knowledge-To understand the style, technique and use of colour in an artist's work. LG2: Application-To apply the understanding of an artist's work to own transcription or artwork test piece. LG3: Skills-To experiment with different techniques and media and use prior use of media to create an artist test piece.			
How can we show strong use of imagery? Primary focus working from observation. How can we create an Initial A3 image board inspired by theme...photos, images, sketches-own personal response focusing on observation where possible?	LG1: Knowledge-To understand the need for and to be able to produce or research strong Identity imagery from observation for a visual mind map. LG2: Application-To apply a range of images and observation to a visual mind map. LG3: Skill-To be able to present a range of images to produce a creative visual mind map as a response to the Identity theme.			
How can we experiment working rapidly with media on different surfaces to create interesting effects images and ideas? Instil confidence. Introduce techniques such as continuous line, contour drawing. hatching and strength of line.	LG1: Knowledge-To understand properties of media and associated techniques of more experimental work. LG2: Application-To apply more experimental imagery, processes techniques to own work. LG3: Skills-To experiment with the different techniques and test out effects working on different surfaces.			

<p>Students start by developing an understanding of acrylic, techniques especially refinement of skill and development of knowledge of colour mixing.</p>	<p>LG1: Knowledge-To understand the properties of acrylics, techniques and more experimental approach with palette knife work and painting with found objects.          LG2: Application-To apply different acrylic techniques and processes to an experimental sheet.          LG3: Skills-To experiment with different mark making painting techniques using a brush, palette knife and found objects</p>			
<p>How can students to develop painting skills with the production of a more finished and refined piece of observation work using own acrylic painting. To develop a close up enlarged study of an object, photo Develop understanding of acrylic, techniques especially refinement.</p>	<p>LG1: Knowledge-To understand the properties of acrylics, techniques and more experimental approach with palette knife work and painting with found objects.          LG2: Application-To apply different acrylic techniques and processes to an image based on Identity.          LG3: Skills-To experiment with different mark making painting techniques using a brush, palette knife and found objects.</p>			
<p>How can we create an idea inspired by artist and the Identity theme? Through idea show high level understanding of layout or composition to produce and effective idea with key element of AO1, 2 and 3 evident. Illustrate how colour can affect mood of design</p>	<p>LG1: Knowledge-To understand the method of creating a design and layering up a composition.          LG2: Application-To apply images, backgrounds techniques to create an experimental design.          LG3: Skills-To use initial thumbnail ideas to transpose a design into a more finished final design.</p>			
<p>How can we successfully produce a final piece for AO4? Students draw out the final piece in full detail. This can be projected. Check accuracy of observation, proportion and perspective before developing final piece. Initial base can then be added with initial fine detail.</p>	<p>LG1: Knowledge-To understand how to organise and compose a final piece inspired by contextual influences and Identity theme.          LG2: Application-To apply a range of learnt techniques and skills in a final piece.          LG3: Skill -To be able to compose, adapt and refine a final piece as work progresses to its completion.</p>			

**Links:** LG1: Contextual study and theory are important parts of Art. Knowledge of media, processes and techniques are studied throughout A level.  
 LG2: Application is a vital skill at A level. Students need to be able to apply skills, techniques and processes in their own final responses using inspiration from contextual studies.  
 LG3: All skills learnt such as media techniques, processes such as Photoshop and methods such as grid drawing will be revisited and refined throughout A level.