




Unit =	Road Map				
In this unit you will complete a variety of tasks to improve your narrative writing LG1: Knowledge LG2: Application LG3: Skills	Assessment Grades				
Lesson title/question	Learning Goals/Outcomes/Content				
What structural features can we recall and what other structural features can I identify? Why is structure important?	To increase knowledge of a wider range of structural methods To identify some structural features in a familiar scenario To understand possible effects of changing structure				
What do the key terms mean? What are some of the effects of different perspectives, tenses and time frames?	To revise the terms 1st and 3rd person perspective, tense, flashback To identify perspectives, different tenses and time frames To understand possible effects of writing in past, present and using flashbacks. To comment on their effect in a given text.				
How can we describe the whole structure of a film?	To understand what we mean by overall structure To identify shifts in focus and other ways to describe overall structure To use key terms to describe overall structure of a film extract				
What do we mean by effect? What comments can we make about the effect of structural choices?	To understand how structural choices might affect a reader. To describe overall structure of a text using key terms To comment on effects of a range of structural choices				
Can we identify some structural techniques more independently? How do we write about the effect of structural choices in a GCSE response?	To identify structural choices in an unfamiliar text more independently using key terms To understand how to write a response for GCSE structure question				
How might we use a range of structural features in a practical situation?	To show awareness of the importance of structure to clarify, engage and sustain interest. To use a range of structural features to plan a lesson/speech/pitch				
What is narrative writing? Where do I start when planning my own writing?	To understand the features of narrative writing To identify own opening, conflict, development, climax and resolution				
How can we plan a short narrative?	To apply knowledge to plan a clear and engaging structure. To identify a range of methods to link paragraphs				

How can we make our writing more engaging using paragraphs and dialogue?	To understand rules of dialogue To know when to use different length paragraphs To apply rules of dialogue and paragraphing			
How can we vary our sentences to interest the reader?	To revise ways to change sentence structure To understand possible effect of different sentence structures To extend knowledge of ways to start sentences. To apply knowledge of varying sentence types and starts			
How can we make our writing more engaging with our words and punctuation?	To choose more specific words and imagery To extend range punctuation used for effect			
What does a clear and consistent GCSE response look like?	To understand what makes a clear GCSE response To apply knowledge of language and structure in own narrative writing			

Links:

LG1:

LG2:.

LG3: