




| Unit 3 – Private Peaceful  |   | Unit Navigator |   |   |   |
|--|---|----------------|---|---|---|
| In this unit you read a modern novel and develop a range of reading skills<br><b>LG1:</b> Knowledge<br><b>LG2:</b> Application<br><b>LG3:</b> Skills | Assessment Grades   |                |   |   |   |
|  |   |                |   |   |   |
|  |   |                |   |   |   |
|  |   |                |   |   |   |
|  |   |                |   |   |   |
| Lesson Title.  | Learning Goals/Outcomes/Content   |                |  |  |  |
| 1. How can I use prediction to help me access the text? What might I need to know about the context of the text?                                     | LG1: To know the term context and to know some facts about early C20th and WW1<br>LG2: To use prediction to anticipate the events and themes of the novel "Private Peaceful"                    |                |   |   |   |
| 2. How can I show my understanding of the text?  | LG2/3: To use a variety of reading strategies to understand the plot and main events of the novel   |                |   |   |   |
| 3. How do we imagine different members of the family feel about events of Ch 1?  | LG2/3: To apply inference to key characters and practise working in role  |                |   |   |   |
| 4. How is Grandma Wolf presented in Ch 2?  | LG2: To apply knowledge to interpretation of character and context  |                |   |   |   |
| 5. Can I write a summary of the main events so far?  | LG1: To know the key term 'summary'<br>LG2: To apply the skill of summary writing to the text   |                |   |   |   |
| 6. What can we infer about future troubles?  | LG1: To introduce the term foreshadowing<br>LG2: To apply inference skills to foreshadowing   |                |   |   |   |
| 7. How can I explore characters through dialogue?  | LG1: To know a range of comparative connectives<br>LG2: To apply knowledge of characters to a comparison  |                |   |   |   |
| 8. How is the novel structured for effect?   | LG1: To know a range of comparative connectives<br>LG2/3: To apply knowledge of time frames to practise making inferences about writer's choices  |                |   |   |   |
| 9. How is language used to create tension and optimism?  | LG2: To apply comprehension strategies and knowledge of key terms to the text<br>LG3: To practise exploring the language used by the writer   |                |   |   |   |
| 10. What would Mother have felt?   | LG1: To know key terms for language analysis<br>LG2: To apply inference and deduce meaning from the text  |                |   |   |   |
| 11. What would Tommo and Charlie have put in a letter?   | LG2: To apply inference to writing in role<br>LG3: To practise writing imaginatively from use of inference  |                |   |   |   |
| 12. What are the effects of some of Morpurgo's language choices?   | LG2: To apply knowledge of language terms<br>LG3: To practise close analysis of language  |                |   |   |   |
| 13. What is a theme? What are the themes of this text?   | LG1: To know what theme means and identify the themes of the novel<br>LG2: To apply knowledge of theme and find useful examples<br>LG3: Practise the skill of tracing a theme through the novel |                |   |   |   |
| 14. How can I analyse the language the writer uses?  | LG2/3: To apply and practise language analysis skills   |                |   |   |   |
| 15. What do I know about key characters so far?  | LG2: To infer and deduce meanings   |                |   |   |   |

|   |  |  |  |  |
|---|--|--|--|--|
| 16.How can a writer use setting to support their purpose?                           | LG2: To apply knowledge of context to account of attack<br>LG3: To practise using key vocabulary and appropriate tone for atmosphere                   |  |  |  |
| 17.How can we trace a theme through the text?                                       | LG2: To apply knowledge of themes to the text  |  |  |  |
| 18, How could we explain Hanley's behaviour?  | LG2: To apply persuasive methods to key question   |  |  |  |
| 19, 20 What will happen at the end of the novel?                                    | LG2: To apply knowledge of the text, context and character to predict the ending of the novel<br>LG3: To practise use of speaking and listening skills |  |  |  |
| 21,22. What is narrative perspective? How does Morpurgo use this to develop themes? | LG1: To know what is meant by narrative perspective<br>LG2: To apply knowledge of narrative perspective to the novel                                   |  |  |  |
| 23.What is the writer's intention or point of view in writing the novel?            | LG2 To apply knowledge of point of view to the narrative   |  |  |  |
| 24.How does the novel link to its context?  | LG2 To apply knowledge of context to the characters and plot   |  |  |  |
| 25,26.How do I write a literature style essay?                                      | LG1 To know what is meant by a literature question paper<br>LG2 To apply knowledge of the text to answer questions                                     |  |  |  |
| 27,28,29. How can I evaluate the text?  | LG2 To apply knowledge of quotations to support answers<br>LG3 To practise writing answers to literature questions                                     |  |  |  |
| 30. End of unit test  |  |  |  |  |