




Yr 10 Tech Award Health & Social Care – Component 2 LAA	Road Map			
In this unit you will identify health and social care services and barriers. The aims are as follows: <b>LG1:</b> Knowledge <b>LG2:</b> Application <b>LG3:</b> Skills	<b>Assessment Grades</b>			
	<b>Assignment 2: A1 &amp; A2</b>			
	Study and explore health and social care services and how they meet the needs of real service users.			
Themes	Learning Goals/Outcomes/Content			
Primary Care (Health Care)	E.g. GPs, dental care, community health care  LG1: To know the different health care services and how they meet service users needs. LG2: To apply knowledge of primary care to a case study. LG3: To independently research local primary care services.			
Secondary and Tertiary Care (Health Care)	E.g. specialist medical care  LG1: To understand the different health care services for secondary and tertiary care. LG2: To apply understanding of secondary and tertiary care services to a case study. LG3: To research local secondary and tertiary care services.			
Allied Health Professionals (Health Care)	E.g. physiotherapy, occupational therapy, speech and language therapy and dieticians  LG1: To identify a range of allied health professionals (AHP) and explain how the AHP can meet service users needs. LG2: To apply knowledge of AHP to a case study. LG3: To research local AHP services.			
Services for Children and Young People (Social Care)	E.g. foster care, residential care and youth work  LG1: To know the different social care services for children and young people. LG2: To identify services for children and young people to a case study. LG3: To research and identify local social care services for children and young people.			
Services for Adults or Children with Specific Needs (Social Care)	Specific needs – learning disabilities, sensory impairments, and long-term health issues  E.g. residential care, respite care and domiciliary care  LG1: To understand the range of social care services for adults and/or children with specific needs. LG2: To apply knowledge of services for adults and/or children with specific needs to a case study. LG3: To research local social care services for adults and/or children with specific needs.			
Services for Older Adults (Social Care)	E.g. residential care and domiciliary care  LG1: To identify services social care services for older adults and explain how the services meet service users needs. LG2: To apply knowledge of services for older adults to a case study. LG3: To research local services for older adults			
The Role of Informal Care (Social Care)	Social care provided by relatives, friends and neighbours  LG1: To know the role of informal care services. LG2: To identify how the role of informal care services can meet the needs of service users in a case study. LG3: To research local informal care services for informal care.			

Physical Barriers	E.g. issues getting into and around the facilities  LG1: To examine how physical barriers can prevent service users from accessing services.			
Sensory Barriers	E.g. hearing and visual difficulties  LG1: To understand the difficulties faced by people with sensory problems such as sight or hearing. LG2: Evaluate the barriers faced by people with sensory difficulties when accessing important services.			
Social, Cultural and Psychological Barriers	E.g. lack of awareness, differing cultural beliefs, social stigma, fear of loss of independence  LG1: To examine ways to break down psychological barriers to access health and social care services.			
Language Barriers	E.g. differing first language, language impairments  LG1: To explore the common language and how to overcome them.			
Geographical Barriers	E.g. distance of service provider and poor transport links  LG1: To identify geographical barriers and how they can be overcome.			
Intellectual Barriers	E.g. learning difficulties  LG1: To investigate intellectual barriers and explore how these barriers can be overcome.			
Resource Barriers	E.g. staff shortages, lack of local funding and high local demand  LG1: To explore the most common types of resource barriers to accessing health and social care services.			
Financial Barriers	E.g. charging for services, cost of transport and loss of income while accessing services  LG1: To understand how financial barriers can prevent service users from accessing services.			
Links: Component 1 Human lifespan and development and the impact of life events. Component 3: Health and Wellbeing Component 2 LAB – Care Values				