




Yr 10 Tech Award Health & Social Care – Component 3 LAB	Road Map			
In this unit you will identify human lifespan and development The aims are as follows: <b>LG1:</b> Knowledge <b>LG2:</b> Application <b>LG3:</b> Skills	<b>Assessment Grades</b>			
	<b>External Examination: C1</b>			
	External Synoptic Health and wellbeing Interpreting health indicators Physiological indicators Lifestyle indicators			
Themes	Learning Goals/Outcomes/Content			
Person-centred Approach	A person-centred approach takes into account an individual's: <ul style="list-style-type: none"> <li>○ Needs – to reduce health risks</li> <li>○ Wishes – their preferences and choices</li> <li>○ Circumstances – to include age, ability, location, living conditions, support, physical and emotional health</li> </ul>			
Importance of Person-centred Approach	The importance of a person-centred approach for individuals: <ul style="list-style-type: none"> <li>○ Makes them more comfortable with recommendations, advice and treatment</li> <li>○ Gives them more confidence in recommendations, advice and treatment</li> <li>○ Ensures their unique and person needs are met</li> <li>○ Increase the support available to more vulnerable individuals</li> <li>○ Improves their independence</li> <li>○ More likely to follow recommendations/actions to improve their health</li> <li>○ More motivated to behave in ways that positively benefit their health</li> <li>○ Feel happier and more positive about their health and wellbeing</li> </ul>			
Benefits of a Person-centred Approach	The benefits of a person-centred approach for health and social care workers and services: <ul style="list-style-type: none"> <li>○ Improves job satisfaction for health and social care workers</li> <li>○ Saves time for health and social care services</li> <li>○ Saves money for health and social care services</li> <li>○ Reduces complaints about health and social care services and workers</li> </ul>			
<p><b>Links:</b></p> <p><b>Prior Learning:</b>            Builds on knowledge and skills from Biology lessons            Builds on knowledge and skills from PSHE            Personal life development            Builds on knowledge and skills from component 2 B2 – values in health and social care</p> <p><b>Future knowledge:</b>            Development of knowledge for A Level/BTEC Health &amp; Social, Biology and PSHE</p>				