

Our ref: go4schools/BB

December 2022

Dear Parent/Guardian,

We are pleased to inform you that the school has purchased a new real time information portal called GO 4 Schools. Using GO 4 Schools, you will be able to view your child's progress online and access the following information at any time.

- **Timetable** – Your child's daily and weekly timetable
- **Progress Reports** – Data Captures and Full written reports which are published twice a year
- **Attendance** – Shown from the start of the academic year
- **Behaviour information** – A summary of positive and negative events, plus any managed detentions your child has been issued.

Your child's page is constantly updated, providing you with the latest information.

We acknowledge that it has taken longer than anticipated to implement the new software and systems, and apologise for the inconvenience, but we are sure you will find the new portal an easy way to access you child's information.

Accessing GO 4 schools – via the website



To access the site, please go to www.go4schools.com and click on the Parents login at the top of the main page to arrive at the log-in screen. The email address you use to enter the site must be the one we have registered in our database for you.

If you would like to change this email address please contact us on sarah.wellings@oldburywells.com

Aspire | Enjoy | Achieve

To request a password for GO 4 Schools, please click on the 'First-time User' link shown below.

Welcome!

This is the GO 4 Schools login page for Parents and Guardians

In order to login, you will need to use the email address that your child's school holds for you.

If you don't have a password yet, or have forgotten your password, you can request a password reset email using the [First-time User?](#) and [Forgotten your Password?](#) links.

If you are having problems logging on, please contact your child's school.

GO 4 Schools Parent App

If your child's school uses GO 4 Schools, they can add the GO 4 Schools mobile app to make it even easier for you to see your child's timetable, homework, behaviour records, attendance, etc. What you will see depends on which GO 4 Schools modules your child's school has subscribed to.

The GO 4 Schools Parent App is free for parents to download from the Apple and Android App stores, but you will not be able to log in unless your child's school has a current GO 4 Schools subscription that includes the App, and they have granted you access.

The App uses the same login details (email address and password) as this web site.

If you can't log in to this site, you will not be able to log in to the App. If you think you should be able to log in to this website but can't, please contact your child's school.

[GET IT ON Google Play](#) [Download on the App Store](#)

Google Play and the Google Play logo are trademarks of Google LLC.
Apple, the Apple logo, iPhone, and iPad are trademarks of Apple Inc., registered in the U.S. and other countries and regions. App Store is a service mark of Apple Inc.

Enter your email address into the First-time User 'Email address' field and click 'New password'. A randomised password will then be generated and sent to your email address.



Welcome!

This is the GO 4 Schools login page for Parents and Guardians

In order to log in, you need to use the email address that your child's school holds for you.

If you don't have a password yet, or have forgotten your password, you can request a password reset email using the First-time User? and Forgotten your Password? links.

If you are having problems logging on, please contact your child's school.

GO 4 Schools Parent App

If your child's school uses GO 4 Schools, they can add the GO 4 Schools mobile app to make it even easier for you to see your child's timetable, homework, behaviour records, attendance, etc. What you will see depends on which GO 4 Schools modules your child's school has subscribed to.

The GO 4 Schools Parent App is free for parents to download from the Apple and Android App stores, but you will not be able to log in unless your child's school has a current GO 4 Schools subscription that includes the App, and they have granted you access.

The App uses the same login details (email address and password) as this web site.

If you can't log in to this site, you will not be able to log in to the App. If you think you should be able to log in to this website but can't, please contact your child's school.



Google Play and the Google Play logo are trademarks of Google LLC.

Apple, the Apple logo, iPhone, and iPad are trademarks of Apple Inc., registered in the U.S. and other countries and regions. App Store is a service mark of Apple Inc.

You will then be able to log into the site using your email and generated password in the parent and guardian login page, shown below.



Welcome!

This is the GO 4 Schools login page for Parents and Guardians

In order to login, you will need to use the email address that your child's school holds for you.

If you don't have a password yet, or have forgotten your password, you can request a password reset email using the First-time User? and Forgotten your Password? links.

If you are having problems logging on, please contact your child's school.

GO 4 Schools Parent App

If your child's school uses GO 4 Schools, they can add the GO 4 Schools mobile app to make it even easier for you to see your child's timetable, homework, behaviour records, attendance, etc. What you will see depends on which GO 4 Schools modules your child's school has subscribed to.

The GO 4 Schools Parent App is free for parents to download from the Apple and Android App stores, but you will not be able to log in unless your child's school has a current GO 4 Schools subscription that includes the App, and they have granted you access.

The App uses the same login details (email address and password) as this web site.

If you can't log in to this site, you will not be able to log in to the App. If you think you should be able to log in to this website but can't, please contact your child's school.



Google Play and the Google Play logo are trademarks of Google LLC.

Apple, the Apple logo, iPhone, and iPad are trademarks of Apple Inc., registered in the U.S. and other countries and regions. App Store is a service mark of Apple Inc.

Once logged in, what will you see?

Once logged in the parent can access all children at the same school.



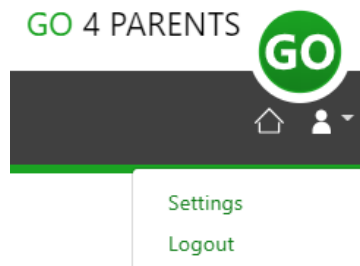
Click on your child's name below to view their current progress.

Chloe ADAMS Timetable

George ADAMS Timetable

Sophie ADAMS Timetable

Updating settings and passwords



To update the settings for notifications and emails generated by GO4Schools select the person icon on the top menu bar and the 'Settings' option.

Once in the settings page you can check the email contact address used by the school and notify the school if updated contact details are required using the text box provided.

To manage your communication settings a table showing options for Email, Mobile App and SMS are visible depending on the school's subscription, these can be updated specifically for each of the options available to the school:

	Receive updates by Email		Receive notifications via Mobile App		Receive updates by SMS	
	Enabled by school	Use when enabled?	Enabled by school	Use when enabled?	Enabled by school	Use when enabled?
Daily homework summaries	No	No	No	No	n/a	n/a
Daily/weekly behaviour summaries	No	Yes	No	Yes	n/a	n/a
Detention updates	Yes	Yes	Yes	Yes	n/a	n/a
Attendance updates	Yes	Yes	Yes	Yes	Yes	Yes
School messages	Yes	Yes	Yes	Yes	No	Yes

At the bottom of the page you can also update your password from the settings page.

Change your password

Update your password in the boxes below and click the "Change" button.

Current password used to login from home:

New password to use to login from home:

Confirm new password:

ADAMS, Sophie

2021 ▾ Year 11 (Current), 11D, House: Da Vinci



Links at the top of the page will allow you to see detailed information and alerts for homework tasks, inbox messages, detentions, and reports. The academic year can be changed from a drop-down list if previous years are visible.



The icon will display any student data that the school has shared with you regarding your child including SEND, FSM, PPI etc.



0

Homework



185

Inbox



0

Detentions



1

Reports

Alerts for items that have not been viewed will be displayed alongside the icons for each of these areas in GO 4 Schools.

Timetable

Today's timetable is visible with a link to the full timetable.



Timetable

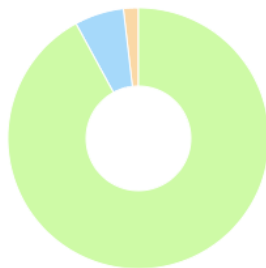
08:50	09:20	Tutorial, 11D/Tu	Mr S GREEN
09:20	10:20	BTEC Sport, 11n/Pe1	Miss T TRIBBICK
10:20	11:50	Chemistry, 11NT/Ch	Mrs L LINSTeAD
11:50	12:50	Chemistry, 11A/Ch1	Mrs L LINSTeAD
12:50	14:20	Life Skills, 11n/Ls1	Mrs H HANG
14:20	15:20	Health & Social Care, 11W/Hs1	Miss B BAJRAKU

Attendance



Attendance

98%

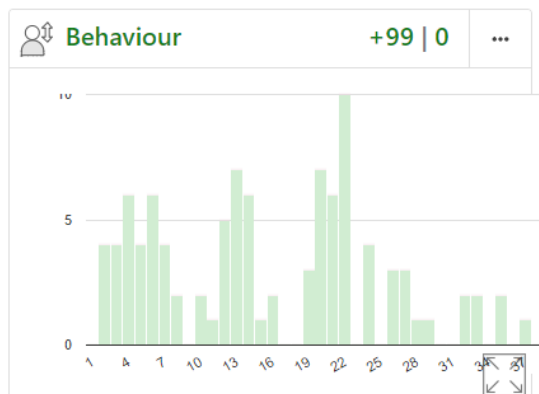


- Present
- Approved educational activity
- Authorised absence

An attendance summary chart displays the percentage of present and other key absences recorded by the school.

Behaviour

A summary table of positive and negative behaviour events.



Behaviour



Behaviour

Tabs on this page will show various details of behaviour recorded in GO 4 Schools:

[Behaviour summary](#)

[View behaviour events ▾](#)

[🕒 Detention summary](#)

The summary of all events table is a count of all types of event recorded for your child and the total score for each event raised. These can be viewed by positive and negative events.

Event	Count	Student score
C3 Serious out of lesson incident	1	-3
P2 Recognition for an excellent contribution	41	82
P1 Verbal recognition for a good contribution	107	107

Behaviour by subject and group displays your child's behaviour net score from both positive and negative events and then compares this to the subject average score for all other students who study this subject in the same year group.

View behaviour events: this tab enables the display of all recorded events in date order with options to view additional details and detention information if applicable.

<input type="checkbox"/> Show event details	<input type="checkbox"/> Show events with detentions only	<input type="checkbox"/> Show managed detention details
Tue, 11 May OBAZEE WOGNIN, C	P2 Recognition for an excellent contribution Year 11, Media Studies, Md	
Fri, 30 Apr BELL,K, A	P1 Verbal recognition for a good contribution Year 11, Psychology, Py, 11W/Py1	

Detention summary will show a count of all detentions allocated, completed, or pending for your child with details for set detentions or those awaiting allocation to a timeslot.

Detention summary

Not yet allocated	0
Upcoming	1
Attended	0
Completed	0

Today's and upcoming allocated managed detentions

Detention session	When event occurred	Event and managed detention
SLT detention	Mon, 24 May 2021	C3 Serious out of lesson incident 30 Minute Afterschool Detention

Menu Links

Progress Reports – **Data capture and Full reports will be placed here, as and when published.**

Reports



Y10 Progress
Report 6 -
Final Grades,
3 Jul 2019



Y10 Progress
Report 4, 3
Apr 2019



Y10 Progress
Report 1, 18
Oct 2018

Published reports are displayed as icons that can be used to open the PDF report to view the details. Any unread reports are highlighted as shown.

Documents



Documents

This page will list any documents the school has shared with parents and or students.

Accessing GO 4 schools – via the App

1. Tap on the App to open.
2. Type in your email address and password.
This is the same email address and password you use to log into the GO 4 Schools website.
3. Click on 'log in'.
If you are a first-time user, you will need to log into the website first to receive your password.


The GO 4 Schools Mobile App keeps you informed about any of your children who attend any school that subscribes to GO 4 Schools to ensure you can see how they are performing at school. The App is completely free of charge to both parents and students, where the school has a subscription to the GO 4 Schools App module and can be downloaded



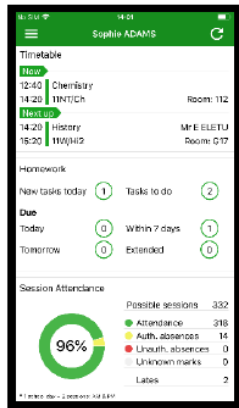
from:

Google Play and the Google Play logo are trademarks of Google LLC.

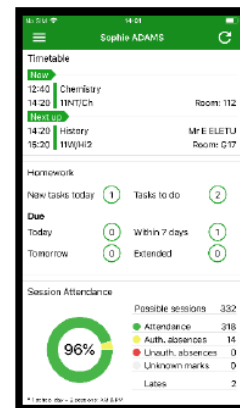
Apple, the Apple logo, iPhone, and iPad are trademarks of Apple Inc., registered in the U.S. and other countries and regions. App Store is a service mark of Apple Inc.



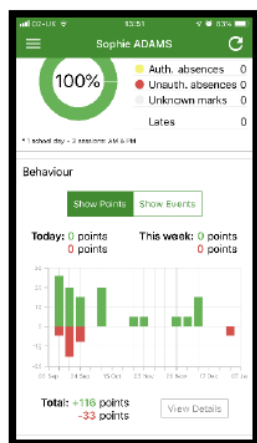
Attendance:
From the main screen scroll down to view attendance information. A chart displays the overall percentage attendance.



The App will also display detail about specific attendance marks including authorised and unauthorised attendance marks. Late marks are incorporated into the overall attendance marks and unknown marks are waiting for confirmation of the reason for the absence.
NOTE: There are two possible sessions in a school day, AM and PM.



Behaviour:
Continue to scroll down the app to the Behaviour information. This will display a bar chart of both negative and positive behaviour points over time, the chart can be scrolled across throughout the year. Positive points are shown in green and negative points in red with a total points count.



If you prefer you can toggle the graph to show the number of events rather than points. This will allow you to see the number of positive and negative events recorded over time. Again, you can scroll the chart across and positive events are in green and negative events in red.

