

Parent/Carers Guide to Go4S

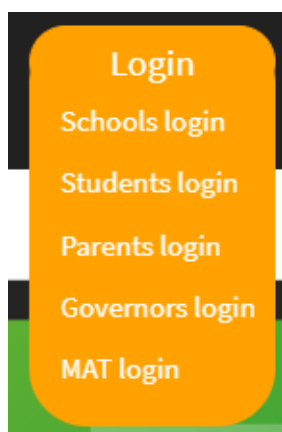
What is GO 4 Schools

GO 4 Schools is the online system we use to enable you to view a range of useful information, including your child's progress, at any time.

Your child's page is constantly updated, providing you with the latest information.

Logging in


Go to www.go4schools.com to log in and from the **Login** menu choose **Parents login**:



The first time you log in select the **First-time User?** tab:

Sign in

Please note that not all login methods are supported by all schools.

A screenshot of the 'Sign in' page. It shows three login buttons: 'Sign in with Google', 'Sign in with Microsoft', and 'Sign in with GO'. Below the 'Sign in with GO' button, there are two links: 'First-time user?' and 'Forgotten Password?'. The 'First-time user?' link is circled in green. At the bottom, there is a text input field labeled 'Email address'.

Use the **Email address** field to provide your email (that you've registered with school) and click **New password**:

The screenshot shows a login interface with three tabs at the top: 'GO Sign in with GO' (active), 'First-time user?', and 'Forgotten Password?'. Below the tabs, there is instructional text: 'If you haven't logged on to GO 4 Schools before, type your email address and click the "new password" button.' and 'This is the password you may use to log in to GO 4 Schools if your school supports this login method.' Below this text are two input fields: 'Email address' and 'New password'.

An email will be sent from GO 4 Schools to the email address you've submitted – it shouldn't take longer than 5 minutes, please check your Spam and Trash inbox if you're not seeing this email.

In the email, you'll find a link to set a password. Your password must conform to the following requirements:


- Be at least 8 characters long
- Have not been previously used on GO 4 Schools
- Contain the following:
 - At least 1 uppercase character (from A - Z)
 - At least 1 lowercase character (from a-z)
 - At least 1 numerical character (from 0-9)
 - At least 1 special character (from @ # \$ % ^ & *)

From now on, you can log in by entering your email address and password in the 'Sign in with Go' tab.

Once logged in, what will you see?

Once logged in, you will immediately be able to use the links at the top of the page to see detailed information and alerts for homework tasks, messages, detentions, and reports.

The academic year can be changed from a drop-down list to show previous academic years where relevant.

The  icon will display any student data that the school has shared with you regarding your child including SEND, FSM, PPI etc.

 0
Homework

 185
Inbox

 0
Detentions

 1
Reports

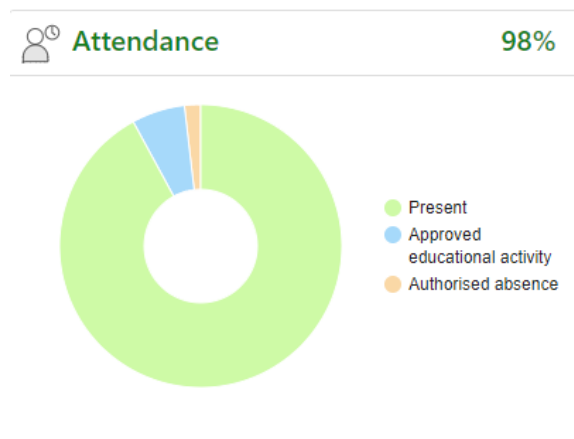
Alerts for items that have not been viewed will be displayed alongside the icons for each of these areas in GO 4 Schools.

As you navigate around the front page you will be able to see an overview of each key area, whilst clicking on the title of any area allows you to see a more detailed breakdown:

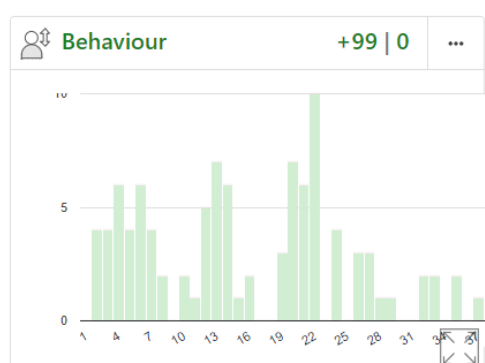
- **Timetable** – Your child's daily and weekly timetable.

 Timetable			
08:50	09:20	Tutorial, 11D/Tu	Mr S GREEN
09:20	10:20	BTEC Sport, 11n/Pe1	Miss T TRIBBICK
10:20	11:50	Chemistry, 11NT/Ch	Mrs L LINSTEAD
11:50	12:50	Chemistry, 11A/Ch1	Mrs L LINSTEAD


- **Attendance** –an attendance summary chart displaying the percentage of present and key absences recorded by the school for the academic year.



- **Behaviour information** – A summary of positive and negative events, plus any detentions your child has been issued.



- **Progress** – this shows real-time attainment information. By clicking into this section you will be able to view marks and target grades for all subjects throughout the year.



GO 4 Schools: Positive model	
Above target	0
On target	0
Below target	4
Well below target	4

Logging out

On the far right of the menu bar at the top extend the menu under your **UserName** and click **Logout**, this will log you out of the site completely.

