



Year 10 Information Evening 2026

Oldbury Wells

Year 10 PIE Evening

Date: 11 May 2026

Time: 5:30pm – 6:30pm.

Location: OWs

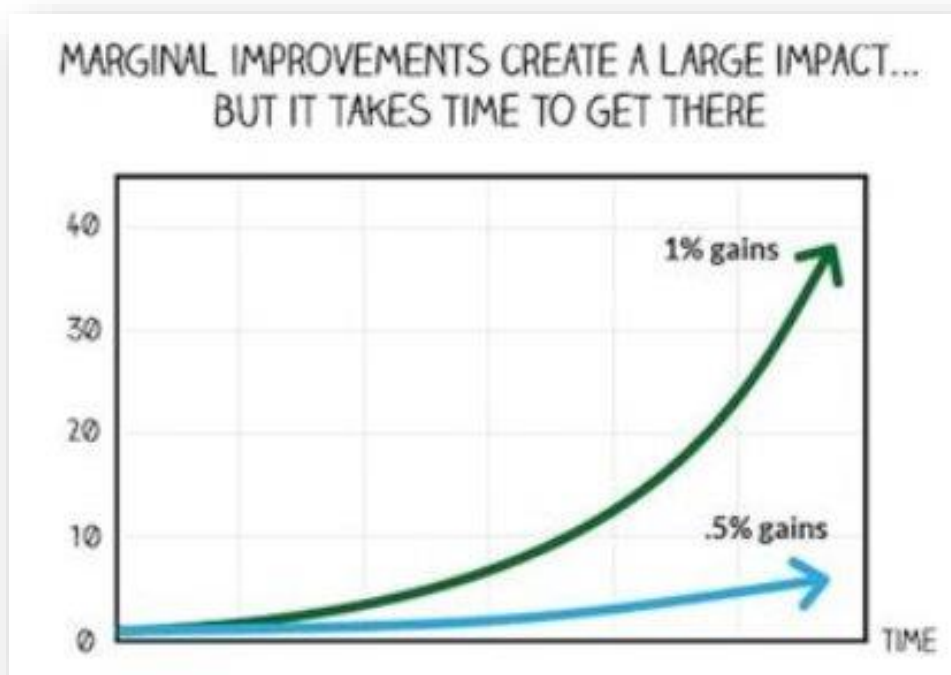


- **Key date:** Year 10 mock exams begin - **17 June 2026**
- Before this, use **key information provided by departments – knowledge organisers, practice tests, books, SENECA, GCSE POD, BBC Bitesize** to revise key content.









Learning Checklist Mathematics (F)

Year 10 Mock examinations








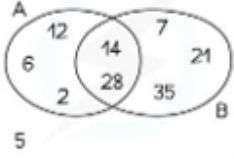






What do you need to know?	Confidence RAG	Knowledge Resource	Testing Resource
	☹️ ☺️ 😊		
Rounding		██████████	██████████
Ordering Decimals		██████████	
Multiplying Integers		██████████	
Squares, Roots, Powers		██████████	
Percentage Change		██████████	
Percentage Increase		██████████	
Compound Interest		██████████	

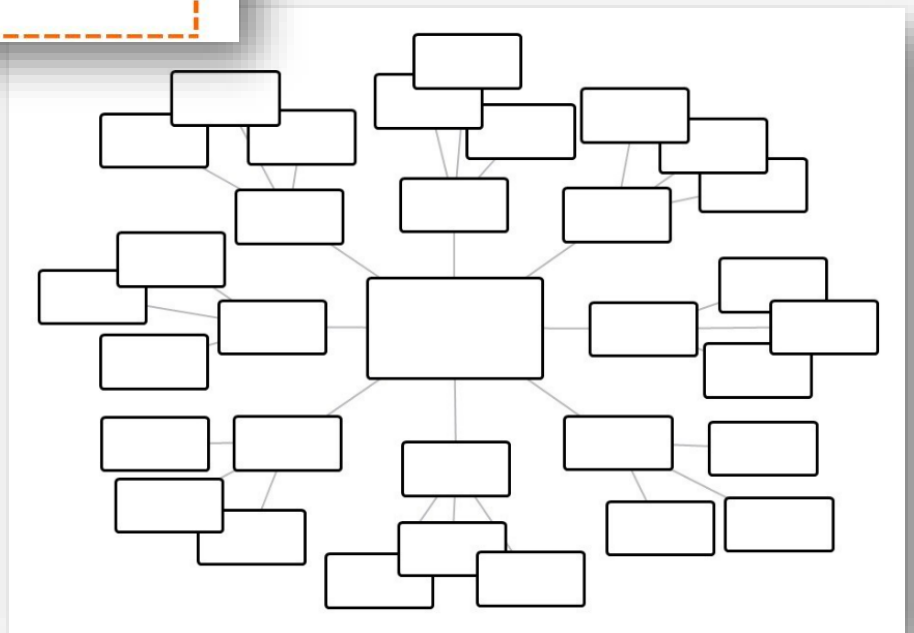
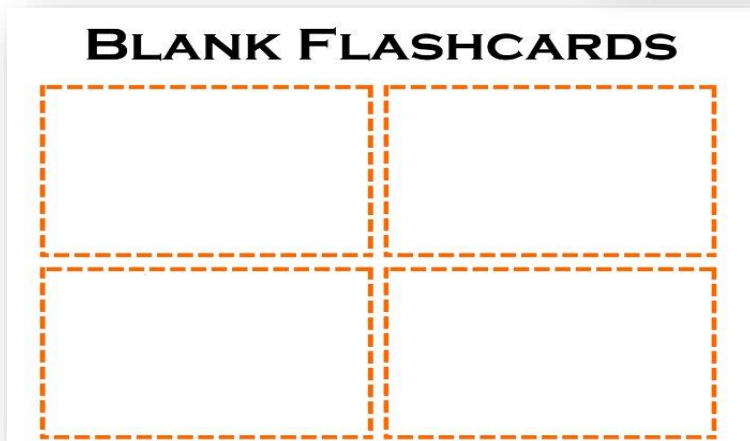
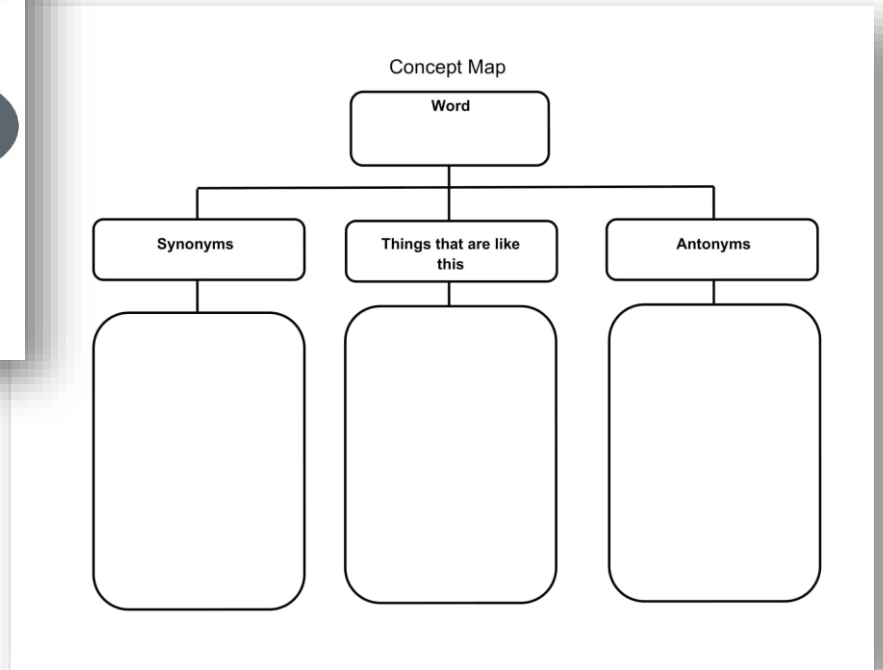


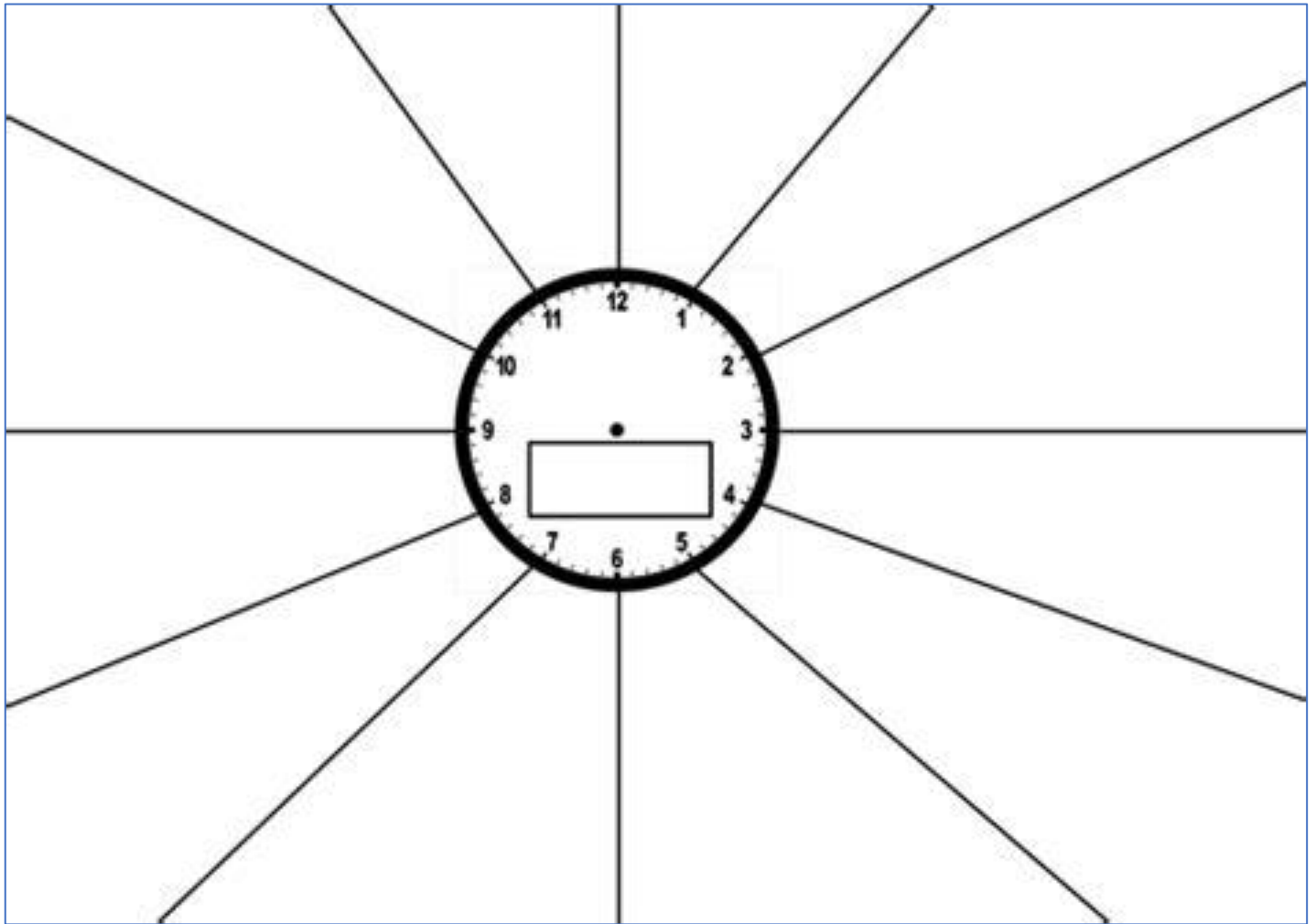
Mrs K Barlow - Assistant Headteacher Teaching & Learning Revision Strategies
Learning How to Learn

What strategies could you use?	Knowledge Resource
<p>Mind Maps</p> 	
<p>Brain dumps</p> 	
<p>Flash Cards</p> 	
<p>Cornel Notes</p> 	

Additional revision strategies not yet covered by OWs:

<p>Feynman</p> 	 
<p>Additional Revision Strategies (not yet covered)</p>	
<p>Revision Clocks</p> 	
<p>Concept Mapping</p> 	
<p>Venn</p> 	
<p>Interleaving</p> <p><i>Interleaving is making sure that you are covering all the topics but not in order. This will help you to find things that you may have forgotten over time.</i></p>	 <p>Space out and interleave topics</p> 
<p>Revision Timetable</p> 	
<p>13 top tips</p> <p>Here you will find 13 top tips for successful revision.</p>	





Metacognition Moment with Feynman!

1. Choose a topic you know well or need to know better. *first, write your chosen topic.*

2. Simplify your explanation. *What is the topic about?*

3. Oracy matters: List some of the academic language you need & know to explain this topic well. *Be a Great Explainer through your language currency.*

4. Think of knowledge as building blocks or a ladder: what are the essential sets of knowledge required to be able to explain and understand this topic. *What do you need to know to understand this topic (list)?*

5. What process do I need to follow to apply the body of knowledge (chunks)? Make sure you THINK through the steps.

6. Write down any questions or parts of your explanation you got stuck on. *Spot the troublesome knowledge.*

FEYNMAN TECHNIQUE IN ACTION

Revision Timetable

- On school days the best way to revise is to follow a routine. A revision routine simply involves starting and finishing the same time each day.
- Times depend on when you get home and whether you prefer to relax first or study first and mealtimes at home.
- Identify the subjects you want to study that day and for how long and when you wish to take breaks.
- Remember not to forget any homework that may have been set.

Making a Revision Timetable

- **Step 1** - Use the timetable template or create your own template to suit your own needs.
- **Step 2** - Make a list of all your subjects.
- **Step 3** - Write in all regular non-school commitments for the week such as leisure activities, going out, seeing friends, time to relax, etc.
- **Step 4** - Enter when to revise each subject for the week, keeping in mind to evenly space out the revision for each subject & vary the subjects revised on each day.
- **Step 5** - Pin up the timetable in a prominent place at home so that everyone knows what is going on.

0900	Topic A
1000	Topic A
1100	BREAK
1200	Topic A
1300	Topic A
1400	
1500	
1600	
1700	Topic B
1800	Topic B
1900	BREAK
2000	Topic B
2100	Topic B

Interleaved study is better

- ✓ Helps you find links between topics that can lead to critical thinking and novel ideas.
- ✓ Helps with motivation because you can mix up what you like more, with what you like less.
- ✓ Forces you to reload your memories, rather than study becoming predictable and recall becoming easier. Harder or more challenging recall tends to be better for committing information to long term memory.
- ✓ Builds in time for going over previously learned material again so that you reinforce your learning.

Revision Planner

Times	Monday	Tuesday	Wednesday	Thursday	Friday	Saturday	Sunday
Morning							
Afternoon							
Evening							

Attendance

How can parents help support learners to attend regularly?

To help your children build resilience, here are some key strategies that work:

- **Validate and Listen Without Judging**

Create a safe space for them to vent about GCSE pressure. Instead of jumping straight to "fixing" the problem, use active listening to acknowledge that their stress is real. This helps them feel supported rather than pressured.

- **Model Healthy Responses to Stress**

Teenagers learn more from what you do than what you say. Narrate your own setbacks—for example, "That work meeting didn't go well, but I'm going to take a walk and try again tomorrow." This shows them that mistakes are temporary.

- **Break Goals into "Micro-Wins"**

Year 10 and subsequently Year 11 can feel like a mountain of revision. Help them stay resilient by breaking huge tasks into tiny, manageable chunks. Completing a 20-minute task builds the "evidence" they need to believe they can handle the bigger challenges.

- **Prioritise "Recovery" Routines**

Resilience requires energy. Protect their sleep (8–10 hours), ensure they are eating well, and insist on "guilt-free" downtime. A student who is physically exhausted will have a much lower threshold for handling school setbacks.

- **Focus on Effort, Not Just Grades**

Shift the conversation from "What grade did you get?" to "I'm proud of how hard you worked for that". Celebrating their perseverance rather than the outcome encourages a growth mindset, making them less likely to give up when a mock exam or a lesson goes poorly.

Wellbeing

There are plenty of staff on site who can support you. Whatever your concern, there is no judgement here. We listen, we advise but we never judge. Parents/Carers can also contact us for additional support if they need some help.

Top tips for keeping your child safe and supporting their wellbeing

- Monitor how much time they are spending on social media/Xbox/PlayStation – they might not like it but limit the amount of time they have.
- Be the parent, they need. Without wishing to sound condescending, sometimes this is through enacting what is commonly termed 'tough love'. Remember as parents we aren't there be their best friend.
- If there are any behavioural changes you spot – not sleeping as much, spending more or less time on their phones, appear withdrawn or isolated – talk to us for support if you need to.
- Make sure they are getting enough sleep at night – 8 hours as a minimum.
- Encourage them to take time out and do other things - taking a walk as a family, reading a book.
- If there are challenges within the family home, we can support you with this as well and wider Shropshire and other external support services can help too.

We have access to some services in school – you can request a referral into these through us if you are concerned:

- **We Are With You** – vaping, drug, alcohol abuse
- **BeeU** – mental health support, strategies for dealing with exam pressures.
- **Bereavement** support.
- **School counsellor** – there is a waiting list for this but Year 10 and 11 students are prioritised.
- **Base 25** – anger management, counselling.
- **Kooth** – an online tool for counselling and support if students are struggling with their mental health.
- **Barnardo's** – support around mental health.

There are also services available for more specific concerns around harmful sexual behaviours, parenting support helping young people build relationships with their parents/ carers and the local authority who will offer a wide range of support for families if it is deemed necessary.

Online resources available to OWs learners (K Barlow Assistant Headteacher Teaching and Learning)

To support students with their GCSE revision, OWs recommends the following trusted online platforms. These resources can be used at home to reinforce learning, revisit topics and build confidence ahead of assessments and exams.

BBC Bitesize

 <https://www.bbc.co.uk/bitesize>

BBC Bitesize provides clear explanations, videos and quizzes that are matched to the GCSE curriculum.

How it helps your child:

- Explains topics in a simple, accessible way
- Helps students revise key knowledge at their own pace
- Includes short quizzes to check understanding
- Free and easy to use independently



MathsWatch

 <https://www.mathswatch.co.uk>

(Your child has login details for this, but if you need support please contact the school)

MathsWatch focuses specifically on GCSE Mathematics through video tutorials and practice questions. These are linked to knowledge organisers and PLCs your child will receive from the department.

How it helps your child:

- Demonstrates step-by-step methods for exam questions
- Allows students to practise and improve accuracy
- Useful for homework, revision and filling gaps in learning
- Encourages independent study and confidence in Maths



SENECA Learning

 <https://www.senecalearning.com>

SENECA offers online revision courses across a wide range of GCSE subjects, using short questions and active recall.

How it helps your child:

- Supports effective revision through regular retrieval practice
- Helps identify strengths and areas that need improvement
- Encourages little-and-often revision habits
- Tracks progress over time



Oak National Academy

<https://www.thenational.academy>

Oak National Academy provides full lesson videos, quizzes and worksheets created by teachers.

How it helps your child:

- Ideal for revisiting topics or catching up after absence
- Clear explanations from experienced teachers
- Structured lessons help organise revision
- Free access at any time



GCSE Pod

<https://www.gcsepod.com>

(Your child's login details should match that of their school email and password, if your child requires support with this please direct them to speak to IT Support – Mr D Hicklin)

GCSE Pod uses short audio and video clips (“pods”) that focus on key exam content.

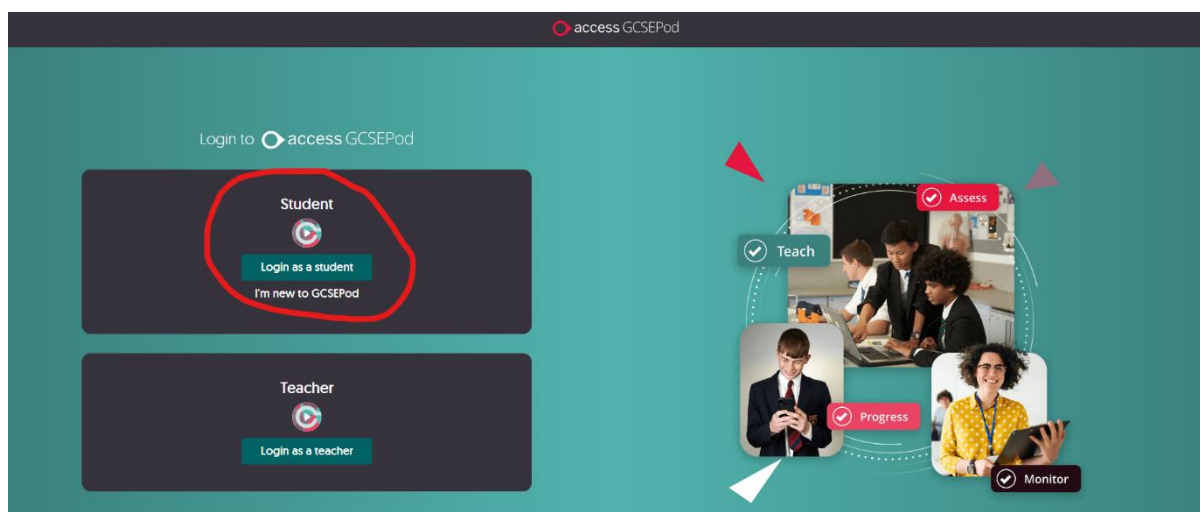
How it helps your child:

- Bite-sized revision that fits easily into busy schedules
- Reinforces key facts and exam terminology
- Can be used on phones, tablets or computers
- Encourages independent and flexible revision

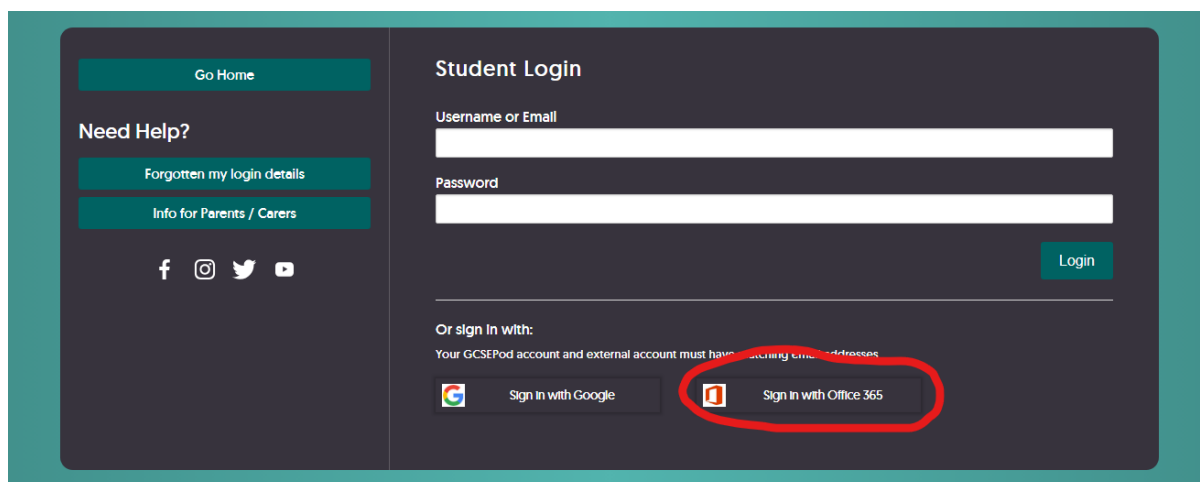


GCSEPod Login Guide

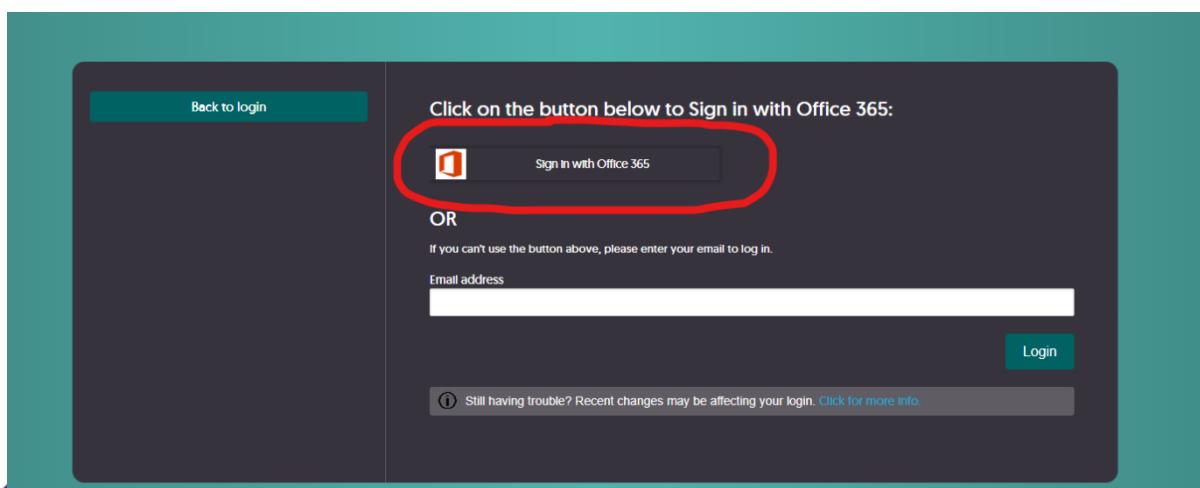
- Go to members.gcsepod.com and click the “Login as a Student” option



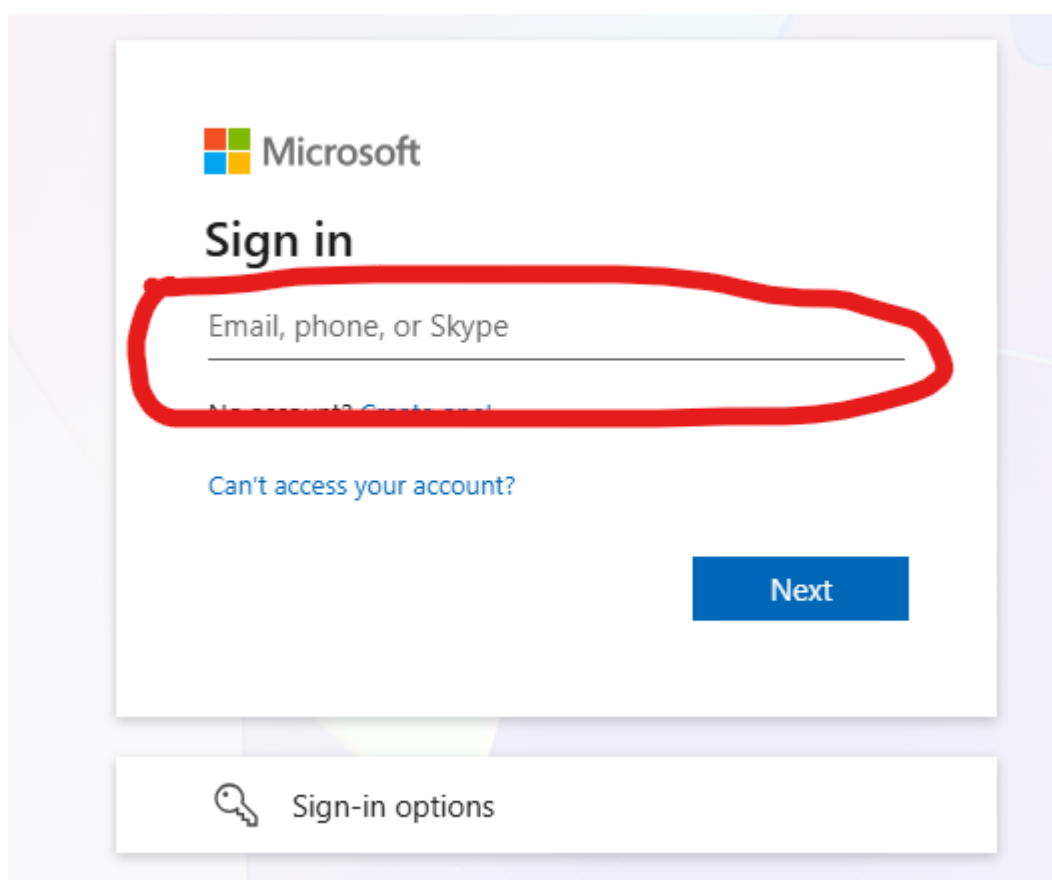
- Click the “Sign in with Office 365” option, do not try and use the username and password boxes.



- Click the Sign in with “Office 365” option a second time



- Type in your school email address into the box, and then your password in the next box to appear



- You should now be logged into GCSEPod!



[Mr T Cowburn \(Head of Year 10 and 11\) & Mrs C Shakespeare \(Year 10 Pastoral Support Manager\)](#)

PGL Residential


OWS are going to **PGL Boreatton Park** in Shrewsbury.

Learners and staff will be staying in **cabins** on **250 acres** of **Shropshire countryside** with access to fields, forests and lakes.

- Why? We are looking to foster **resilience**, boost **independence**, develop courage, spark **curiosity** and to **make memories!**

If your child would be interested in going on this **residential trip** please complete an **expression of interest form** – with a short paragraph on why you would like to go on this trip and what you would like to gain from going.

Forms will be available at the PGL stall on the evening. Please return forms by 22 May 2026.



Next steps:

- Once we have finalised the dates and cost of the trip, we will be allocating places in a random draw - supported by their paragraph for wanting to go on the residential.
- Those that attend the trip, we would like you to take a role in shaping the direction of year 11, through school council leadership, assemblies and representing the school.
- The expected cost of the trip will be approx. £250 – although this figure is not confirmed and will be finalised in the coming weeks.
- The dates are likely to be in the final weeks of the Summer term or early in year 11.

Oldbury Wells School

Introducing our Safeguarding Team



Rebecca Lawson

Designated Safeguard
Lead



Sarah Barlow

Safeguarding and Welfare
Officer



Tom Williams

Deputy Designated
Safeguard Lead



April Bishell

Deputy Designated
Safeguard Lead

At Oldbury Wells, we believe that everyone has a responsibility to promote the welfare of all children and young people, to keep them safe and to practice in a way that protects them.

If you have any safeguarding concerns or are concerned about another student, please speak to one of our team.

Our Safeguarding Policy can be found on our website www.oldburywells.com



Subject Information















Year 10 Examination Preparation Evening

Subject Information: **BIOLOGY**



Course Content/Units Covered

Topics I need to know for the mock exam.	Confidence			GCSE Pod/ Knowledge Resource with instant feedback	Other Online Resources
					
B1. Cells				CELLS GCSE POD 	AQA PAST PAPERS  Free Science Lessons resources 
B2. Organisation				ORGANISATION GCSE POD 	Free Science Lessons "Organisation" resources 
B3. Infection and response				Infection and Response GCSE POD 	Free Science Lessons "Infection and Response" resources 

B4. Bioenergetics			Bioenergetics GCSE POD 	Free Science Lesson Resources 
--------------------------	--	--	--	--

How will you be examined

- You will be sitting a full Paper 1 Mock exam.
- There are 2 tiers, Higher (for Grades 9-4) and Foundation (Grade 5-1).

How does this differ to the actual GCSEs

The Paper 1 exam examines roughly half of the content in each subject. We will use the official AQA grade boundaries to give as accurate a representation as possible of the real thing. In the actual GCSEs, however, students sitting Higher tier papers must achieve a Grade 4 to pass. We will include grade boundaries for Grades 1, 2 and 3 for Higher Papers to ensure that everybody sitting the Higher Tier achieves a passing grade.

Revision Materials

Revision materials can be found in Student Out/ Science/ KS4/ GCSE Science Revision on Sharepoint or by clicking [this link](#).



You need to focus on the P1 resources, including mind maps and knowledge organisers, required practicals, including methods and links to videos about each one, some practice papers and a content checklist for each subject.

Additional Support

Y10s are welcome to attend any of our Y11 revision sessions and there will be some Y10 specific sessions after half term.

Year 10 Examination Preparation Evening



Subject Information: **Business Studies**



Course Content/Units Covered:

Unit 1: Investigating Small Business

Topics I need to know for the mock exam	Confidence			GCSE Pod/ Knowledge Resource with instant feedback	Other Online Resources
<p>Topic 1.1 Enterprise and Entrepreneurship</p> <p>1.1.1 The dynamic nature of business</p> <p>1.1.2 Risk and reward</p> <p>1.1.3 The role of business enterprise</p>					<p>1.1 Enterprise & Entrepreneurship - 3-2-1 Challenge (Knowledge Retrieval Activity) Reference Library Business tutor2u</p>
<p>Topic 1.2 Spotting a business opportunity</p> <p>1.2.1 Customer needs Identifying and understanding customer needs:</p> <p>1.2.2 Market research</p> <p>1.2.3 Market segmentation</p> <p>1.2.4 The competitive environment</p>					<p>1.2.2 Market Research Teacher Powerpoint for Edexcel GCSE Business Reference Library Business tutor2u</p>
<p>Topic 1.3 Putting a business idea into practice</p> <p>1.3.1 Business aims and objectives</p> <p>1.3.2 Business revenues, costs and profits</p> <p>1.3.3 Cash and cash-flow</p> <p>1.3.4 Sources of business finance</p>					<p>54321 Knowledge Retrieval Activity (Edexcel GCSE Business) - 1.3 Putting a Business Idea into Practice (B) Reference Library Business tutor2u</p>

<p>Topic 1.4</p> <p>Making the business effective</p> <p>1.4.1 The options for start-up and small businesses</p> <p>1.4.1 The options for start-up and small businesses</p> <p>1.4.2 Business location / factors influencing business location</p> <p>1.4.3 The marketing mix</p> <p>1.4.4 Business plans</p>					<p>54321 Knowledge Retrieval Activity (Edexcel GCSE Business) - 1.4 Making the Business Effective Reference Library Business tutor2u</p> 
<p>Topic 1.5</p> <p>Understanding external influences on business</p> <p>1.5.1 Business stakeholders</p> <p>1.5.2 Technology and business</p> <p>1.5.3 Legislation and business</p> <p>1.5.4 The economy and business</p> <p>1.5.5 External influences</p>					<p>54321 Knowledge Retrieval Activity (Edexcel GCSE Business) - 1.5 Understanding External Influences on Business Reference Library Business tutor2u</p> 

How will you be examined

- Paper
 - Complete past paper for Unit 1 (GCSE Paper 1)
 - Worth 90 marks
 - Including the following topics from paper 1:
 - Topic 1.1 Enterprise and entrepreneurship
 - Topic 1.2 Spotting a business opportunity
 - Topic 1.3 Putting a business idea into practice
 - Topic 1.4 Making the business effective
 - Topic 1.5 Understanding external influences on business

How does this differ to the actual GCSEs

This paper represents 50% of the course and will count towards half of the marks for the GCSE. Paper 2 will be taught across Y11.

Revision Materials

Revision Guides

- Pearson Edexcel GCSE (9–1) Business Revision Guide — Pearson Education
- Pearson Edexcel GCSE Business Revision Workbook — Pearson Education
- Edexcel GCSE (9–1) Business Revision Guide — CGP
- Edexcel GCSE Business Exam Practice Workbook — CGP

Sharepoint Resources

[GCSE Business Pupil Support Material](#)



Additional Support

Revision lessons and afterschool sessions will begin after half term.












Year 10 Examination Preparation Evening

Subject Information: **CHEMISTRY**



Course Content/Units Covered

Topics I need to know for the mock exam	Confidence			GCSE Pod/ Knowledge Resource with instant feedback	Other Online Resources
					
1. Atomic structure and the periodic table				GCSE POD 	AQA PAST PAPERS  Revision Video: https://youtu.be/dftq9xGXcf8?si=VVaoG7DH9zUmVXhw 
2. Structure and bonding				GCSE POD 	Revision Video: https://youtu.be/CTwJEtjYffY?si=Lzu9qjZzywfDybcu 
3. Quantitative Chemistry				GCSE POD 	Revision Video: https://youtu.be/K4pw-U6Xpc?si=GxuZ-XMmuYRikzUz

					
4. Chemical Changes				GCSE POD 	Revision Video: https://youtu.be/3oJxWwcnfJY?si=UOgzYnwwbQ-Z6RbJ 

How will you be examined

- You will be sitting a full Paper 1 Mock exam.
- There are 2 tiers, Higher (for Grades 9-4) and Foundation (Grade 5-1).

How does this differ to the actual GCSEs

The Paper 1 exam examines roughly half of the content in each subject. We will use the official AQA grade boundaries to give as accurate a representation as possible of the real thing. In the actual GCSEs, however, students sitting Higher tier papers must achieve a Grade 4 to pass. We will include grade boundaries for Grades 1, 2 and 3 for Higher Papers to ensure that everybody sitting the Higher Tier achieves a passing grade.

Revision Materials

Revision materials can be found in Student Out/ Science/ KS4/ GCSE Science Revision on Sharepoint or by clicking [this link](#).



You need to focus on the P1 resources, including mind maps and knowledge organisers, required practicals, including methods and links to videos about each one, some practice papers and a content checklist for each subject.

Additional Support






Y10s are welcome to attend any of our Y11 revision sessions and there will be some Y10 specific sessions after half term.






Year 10 Examination Preparation Evening

Subject Information: **COMPUTER SCIENCE**



Course Content/Units Covered

Topics I need to know for the mock exam	Confidence			GCSE Pod/ Knowledge Resource with instant feedback	Other Online Resources
	😊	😐	😞		
2.1 Algorithms				Exercise Books, GCSE Pod  Seneca Learning 	BBC Bitesize 
2.2 Programming fundamentals				Exercise Books, GCSE Pod  Seneca Learning 	

2.3 Producing robust programs			<p>Exercise Books, GCSE Pod</p>  <p>Seneca Learning</p> 	
2.4 Boolean Logic			<p>Exercise Books, GCSE Pod</p>  <p>Seneca Learning</p> 	<p>BBC Bitesize</p> 

How will you be examined

- Paper 2 (Full Paper)
 - Worth 80 marks (1hr 30mins)
 - Including the following topics:
 - 2.1 Algorithms
 - 2.2 Programming fundamentals
 - 2.3 Producing robust programs
 - 2.4 Boolean logic

How does this differ to the actual GCSEs


This paper is 50% of the overall grade of the final exam and we have covered 50% of the course up until this point. This along with the programming challenge, which we have been completing in class, will give a end of year grade and predicted grade of the student's knowledge to present.

Revision Materials

- GCSE Pod
- Seneca Learning
- Revision Guide
- Your Book

Additional Support

There are revision sessions every Monday lunchtime in W60; please bring your lunch.




Year 10 Examination Preparation Evening

Subject Information: **GCSE Drama (AQA)**



Course Content/Units Covered

- **Component 1: Understanding Drama (Written Paper 80 marks)**
 - **Section A: Drama Theory**
Stage Directions, Types of Staging, Theatre Roles and Responsibilities (4 multiple choice questions)
 - **Section B: Study of a set Text Blood Brothers**
Question 1: Costume Design (4 marks)
Question 2: Vocal and Physical Skills (8 marks)
- **Component 2: Devising Drama (Performance and Coursework 80 marks)**
 - Study of practitioners (Stanislavski, Brecht, Frantic Assembly and Godber)




How will you be examined

- **Component 1: Understanding Drama (Written Paper)**
 - Adapted to contain content from **Section A** and **Section B**
 - 48 marks
 - Including the following topics:
 - **Section A Drama Theory (4 marks)** Stage Directions, Types of Staging, Theatre Roles and Responsibilities.
 - **Section B: Study of a set Text Blood Brothers (44 marks)** Costume Questions, Physical and Vocal Skill Questions, Study of 1 key character from the play.

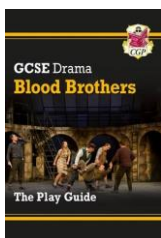
How does this differ to the actual GCSEs

- Students will experience a written exam paper covering areas of study completed in Y10.
- Students will be given exact GCSE worded questions linked to the set text as they will find in the final GCSE examination.
- The results will inform next steps including closing gaps and clarifying misconceptions.
- Section C Live Theatre will be taught in Y11 and will not feature on the Y10 mock.


Revision Materials:



Blood Brothers by Will Russell



CGP GCSE Drama Blood Brothers Revision Guide



CGP GCSE Drama The Revision Guide

BBC Bitesize Drama - AQA www.bbc.co.uk/bitesize/examspecs/zrnjwty



Additional Support

Students are invited to attend after school revision sessions on Wednesdays after school.

Students have been emailed a revision guide. If you require a printed version, please let Miss Morgan know.



Year 10 Examination Preparation Evening

Subject Information: **D&T Resistant Materials**

Course Content/Units Covered

Areas of the course we have covered so far:

Paper: Categories

- Section A – Core technical principles
- Section B – Specialist technical principles
- Section C – Designing and making principles

How will you be examined

- Paper Content:
 - Adapted to cover theory taught in Y10 but in the same structure as a normal D&T paper.
 - Worth 62 marks, to last 1hr 15mins.
 - Including the following topics:
 1. Sustainability & Environmental Issues
 2. Materials Knowledge / *Types of materials*:
 - *Woods (natural and manufactured)*
 - *Metals (ferrous and non-ferrous)*
 - *Polymers (thermoplastics and thermosets)*
 - *Papers and boards*
 3. Material Properties & Uses
 4. Material Modification
 5. Manufacturing Processes
 6. Maths in D&T
 7. Design Analysis
 8. Anthropometrics & Ergonomics
 9. Surface Finishes
 10. Health & Safety
 11. Technical Drawing.

How does this differ to the actual GCSEs

Your Y10 Mock exam will be divided up into the same sections that a full GCSE paper would contain but with less questions. The paper covers the theory taught over Y10.

D&T GCSE is split 50% NEA 50% Exam.

Revision Materials

Revision materials can be found on the share point:

<https://telfordeducation.sharepoint.com/sites/TAWe500/Shared%20Documents/Forms/AllItems.aspx?id=%2Fsites%2FTAWe500%2FShared%20Documents%2FStudent%20Resources%2FStudent%20Out%2FD%26T&viewid=91f7b0fa%2D7418%2D4063%2Da361%2D8c343d5fa601&CID=656cf4e9%2D5844%2D4233%2Da3ed%2D1f0ea6de860d&FolderCTID=0x01200061965AF2112C48439AF0CF5DF5CE277F>



You will find revision cards in the Student Out/D&T folder in SharePoint.

Additional Support

Please use your revision guides that you purchased at the start of Y10 alongside any theory notes and tests completed over the course of the year.



Year 10 Examination Preparation Evening

Subject Information: **D&T Textiles**



Course Content/Units Covered

Paper: Categories

- Section A – Core technical principles
- Section B – Specialist technical principles
- Section C – Designing and making principles

How will you be examined

- Paper Content
 - Adapted to cover theory taught in y10 but in the same structure as a normal D&T paper.
 - Worth 63 marks to last 1hr 15mins
- **Sustainability & Environmental Issues**
- **Materials Knowledge**
 - Papers and
 - boards
 - Textiles
 - Metals
- **Material Types & Sources**
- **Material Properties & Uses**
- **Energy Sources**
- **Maths in D&T**
- **Product Analysis**
- **User Needs & Design Factors**
- **Anthropometrics & Ergonomics**
- **Tools, Safety & Prototyping**

How does this differ to the actual GCSEs

Your Year 10 Mock exam will be divided up into the same sections that a full GCSE paper would contain but with less questions. The paper covers the theory taught over year 10.

D&T GCSE is split 50% NEA 50% Exam.

Revision Materials

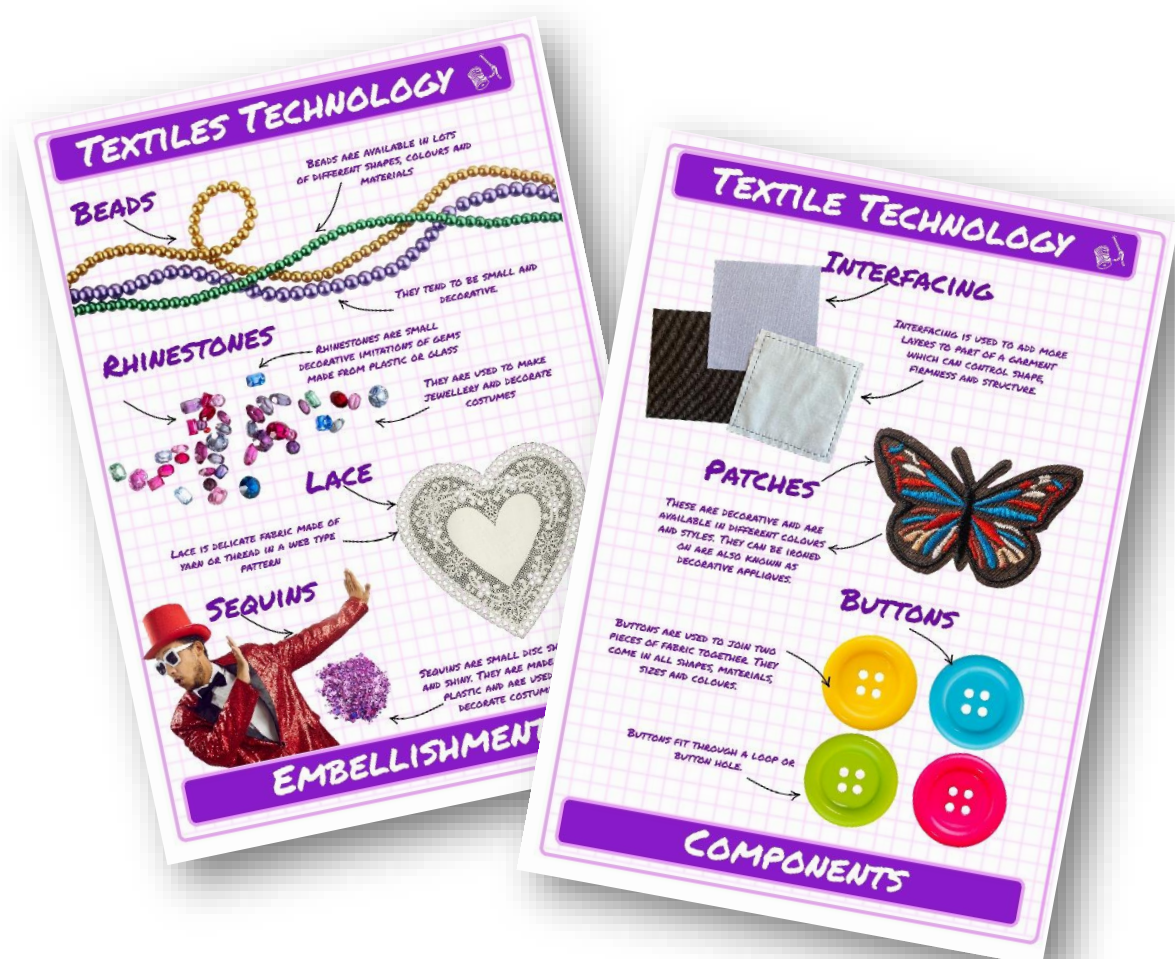
You will find revision cards in the Student Out/D&T folder in SharePoint.

<https://telfordeducation.sharepoint.com/sites/TAWe500/Shared%20Documents/Forms/AllItems.aspx?id=%2Fsites%2FTAWe500%2FShared%20Documents%2FStudent%20Resources%2FStudent%20Out%2FD%26T&viewid=91f7b0fa%2D7418%2D4063%2Da361%2D8c343d5fa601&CID=656cf4e9%2D5844%2D4233%2Da3ed%2D1f0ea6de860d&FolderCTID=0x01200061965AF2112C48439AF0CF5DF5CE277F>



Additional Support

Please use your revision guides that you purchased at the start of Y10 alongside any theory notes and tests completed over the course of the year.









Year 10 Examination Preparation Evening

Subject Information: **ENGLISH LANGUAGE**



Course Content/Units Covered

So far, we have covered all of Paper 1 which has been tested in class. We are now working on Paper 2, which forms the other 50% of assessment.

Topics I need to know for the mock exam.	Confidence			GCSE Pod/ Knowledge Resource with instant feedback	Other Online Resources
					
Paper 2 Section A – Reading Questions				GCSEPod Access Evo 	AQA Paper 2 GCSE English Language Past Papers 
Paper 2 Section B – Persuasive Writing				GCSEPod Access Evo 	

How will you be examined

- Paper
 - Full Paper 2
 - Worth 80 marks.

How does this differ to the actual GCSEs

This differs from the actual GCSE as it represents only 50% of the content. However, the range of skills tested will allow an accurate working at grade and a strong sense of pupil progress.

Revision Materials

Mr Bruff guide to Paper 2:

[AQA English Language Paper 2 2026 Exams Onwards - YouTube](#)



Mr Salles guide to Paper 2:

[Paper 2 AQA Language Everything You Need to Know](#)



Additional Support

Lunch clinics in D1 from Monday to Thursday after 22nd May.










Year 10 Examination Preparation Evening

Subject Information: **ENGLISH LITERATURE**



Course Content/Units Covered

So far, we have covered the content for the majority of Paper 2: *An Inspector Calls*; *Power and Conflict Poetry* and Unseen poetry. We are now working on *A Christmas Carol* for Paper 1.

Topics I need to know for the mock exam.	Confidence			GCSE Pod/ Knowledge Resource with instant feedback	Other Online Resources
					
Paper 2 Section A – An Inspector Calls				GCSEPod Access Evo 	AQA Paper 2 GCSE English Literature Past Papers 
Paper 2 Section B – Power and Conflict Poetry				GCSEPod Access Evo 	
Paper 2 Section C – Unseen Poetry				GCSEPod Access Evo 	

How will you be examined

- Paper
 - Full Paper 2
 - Worth 96 marks.

How does this differ to the actual GCSEs

This differs from the actual GCSE as it represents only 60% of the content. However, the range of skills tested will allow an accurate working at grade and a strong sense of pupil progress.

Revision Materials

An Inspector Calls

['An Inspector Calls': Mr Birling Character Analysis \(animated\)](#)

[Is This the Best AIC Video Ever Made? Mr Salles](#)

[AQA GCSE English Section B: An Inspector Calls - PMT](#)



Power and Conflict Poetry

[AQA 'Power and Conflict' Poetry - YouTube](#)

[Power and Conflict Poetry - YouTube](#)

[AQA GCSE English Section B: Power and Conflict Poetry Anthology - PMT](#)



Unseen Poetry

[Mr Bruff Unseen Poetry - YouTube](#)

[UNSEEN Poem Walk Through, EXACT Method and FULL MARK Answer](#)

[AQA GCSE English Section C: Unseen Poetry - PMT](#)



Additional Support

Lunch clinics in D1 from Monday to Thursday after 22 May.



Year 10 Examination Preparation Evening

Subject Information: **Food Preparation & Nutrition**

Course Content/Units Covered

The course has covered the **Food, Nutrition and Health** section of the GCSE, including macronutrients (protein, fats and carbohydrates) and micronutrients (vitamins and minerals), their functions, sources and effects on health, as well as planning balanced meals for different dietary groups and understanding energy needs. This content is assessed in the written exam across both sections: in **Section A (multiple choice)** it appears as straightforward knowledge and recall questions, while in **Section B (extended answers)** requires applying knowledge to real-life situations such as planning and evaluating diets and explaining how nutrition impacts health.

- Section A – Core Knowledge (Multiple choice)
- Section B – Applied Knowledge & Extended Responses

How will you be examined

Paper Content

- To cover theory taught in Year 10 (Food, Nutrition and Health) in a format that reflects the structure of the GCSE Food Preparation and Nutrition written paper.
- Worth 100 marks and lasting 1 hour 45 minutes, using the full exam paper to ensure it accurately represents the real GCSE exam experience and conditions.
- Including the following topics:

Section A – Core Knowledge (Multiple Choice):

- Macronutrients (protein, fats, carbohydrates)
- Micronutrients (vitamins and minerals)
- Functions and sources of nutrients
- Balanced diet and Eatwell Guide
- Energy needs and requirements
- Basic food safety and hygiene
- Simple cooking methods and processes

Section B – Applied Knowledge & Extended Responses:

- Planning balanced meals for different dietary groups
- Adapting recipes for specific needs (e.g. vegetarian, allergies)
- Explaining how nutrients affect health and the body
- Analysing diets and suggesting improvements
- Linking diet to health issues (e.g. obesity, deficiency diseases)
- Evaluating food choices and meal planning
- Applying knowledge of nutrition to real-life situations

How does this differ to the actual GCSEs

Your Year 10 mock exam will use the **same structure and full paper** as the real GCSE Food Preparation and Nutrition exam, meaning it will include both Section A (multiple choice) and Section B (extended written questions) and cover the theory taught so far in Year 10.

There are **no adaptations or reductions**, so it reflects the complete exam experience. The GCSE itself is assessed as **50% written exam and 50% NEA (coursework)**, where NEA includes a food investigation task and a practical food preparation assessment.

Revision Materials

You will find revision topics with links in the Student Out/Food and Nutrition folder in SharePoint.

[YR11 AQA Food - Revision topic tracker with links.pdf](#)



Additional Support

Please use your revision guides that you purchased at the start of Y10 alongside any theory notes and tests completed over the course of the year.



Year 10 Examination Preparation Evening

Subject Information: **FRENCH**



Course Content/Units Covered:

So far, we have covered an extensive amount of grammar and complex structures as well as the first two topics of Theme 1 which are 'Identity and Relationships' and 'Healthy Living and Lifestyles'. In detail, we have looked at describing self, family and friends, discussing marriage, relationships, family types and future plans but also eating habits, healthy lifestyles and health recommendations.

Grammatically, we have revised all KS3 grammar and have introduced IR, RE verbs and irregular verbs in the present tense, the simple future tense, relative clauses, comparative sentences, reflexive verbs, impersonal structures and use of modal verbs. Most importantly we have practised and developed exam skills at listening, reading, writing and speaking.

Topics I need to know for the mock exam.	Confidence			GCSE Pod links	AQA Quizzes (vocab)	AQA Quizzes (grammar)
	😊	😐	😞			
Theme 1 Topic 1 Identity and Relationships						
Theme 1 Topic 2 Healthy living and lifestyles						
Theme 1 Topic 3 Education and work						
Theme 2 Topic 1 Free-time						
Theme 2 Topic 2 Customs and Festivals						
Theme 2 Topic 3 Celebrity culture						
Theme 3 Topic 1 Travel and tourism, including places of interest						
Theme 3 Topic 2 Media and technology						
Theme 3 Topic 3 The environment and where people live						

How will you be examined

- **Paper 1: Listening**
 - All topics (including the ones not covered)
 - Worth 40 marks at Foundation, 50 marks at Higher (25% of the grade)
- **Paper 2: Speaking**
 - Role play, read aloud and photo card tasks
 - Worth 50 marks (25% of the grade)
 - Only on topics studied so far, ie. Theme 1, Topics 1 and 2.
- **Paper 3: Reading**
 - All topics (including the ones not covered)
 - Worth 50 marks (25% of the grade)
- **Paper 4: Writing**
 - There will be elements of all topics (including the ones not covered) however the main paragraph tasks (90 and 150 words) will be adapted to revolve around topics 1 and 2 of theme 1 (topics studied).
 - Worth 50 marks (25% of the grade)

How does this differ to the actual GCSEs

Students will sit a full GCSE past paper, and we will endeavour to replicate the final GCSE exam conditions (for example, listening and reading exams will be back-to-back, speaking will be conducted in the same way, etc).

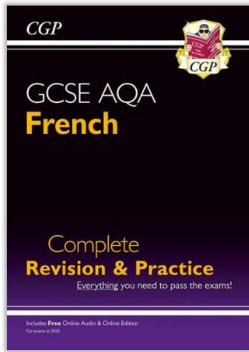
However, it is essential to remember that we do not expect students to perform as well as they will in their final exams since they will have only covered a third of the course. We will make judgments on how they cope with the exam length and conditions, and how they demonstrate their exam skills, which are transferable to any topic. Please note that most topics, although not revisited yet at KS4, have been studied at KS3.

Finally, for most students, it will be a first attempt at the Higher tier and we will assess whether it is the right fit for them. It is essential that students give their utmost effort in this mock series as they will constitute the first piece of evidence on which we will base our final decisions for tiering in February of Year 11.

Revision Materials

There are 3 aspects to revise: Vocabulary, Grammar, and Exam Skills.


Each category requires a different type of revision and different resources which are listed below. Overall, I recommend the purchase/use of a revision book that covers all 3 categories. Our recommended revision guide is the **GCSE French AQA Complete Revision & Practice: with Online Edition & Audio (For exams in 2025)** by CGP books. There are, however, other good alternatives which are shown below:



ISBN:
97817829
45390



ISBN:
97819165
18001



ISBN:
978-0-00-
866420-6

GCSE French AQA Complete Revision & Practice: with Online Edition & Audio (For exams in 2025) by CGP books

ClearRevise, AQA GCSE French 8652, Illustrated revision and practice by PG Online

Collins GCSE Grade 9-1 Revision - AQA GCSE French Complete Revision and Practice, 2026 exam (Second edition) by Collins

Whatever guide you wish to purchase, you must ensure they are **AQA**, French GCSE and that they are for the **NEW GCSE** (for exams in 2025/2026). The course code is **8652**. If unsure, email me and I will check for you: solene.dijoux@oldburywells.com

Please note that revision guides are usually not tiered.

Vocabulary

By the end of Y11, you will need to know the prescriptive list of words from AQA. There are 1,500 words at Foundation and 1,700 words at Higher. This is the vocabulary that will be used in your listening and reading papers: if you know all the words, then you will be able to understand both papers in full.

Vocabulary booklet

With a highlighter, go through the lists and highlight **the words you know/understand/can guess**.

After doing so, you will be left with **the words you don't know**, these are the ones you can start learning by making flashcards, writing them on Post-It notes, or practising them on Language Nut.



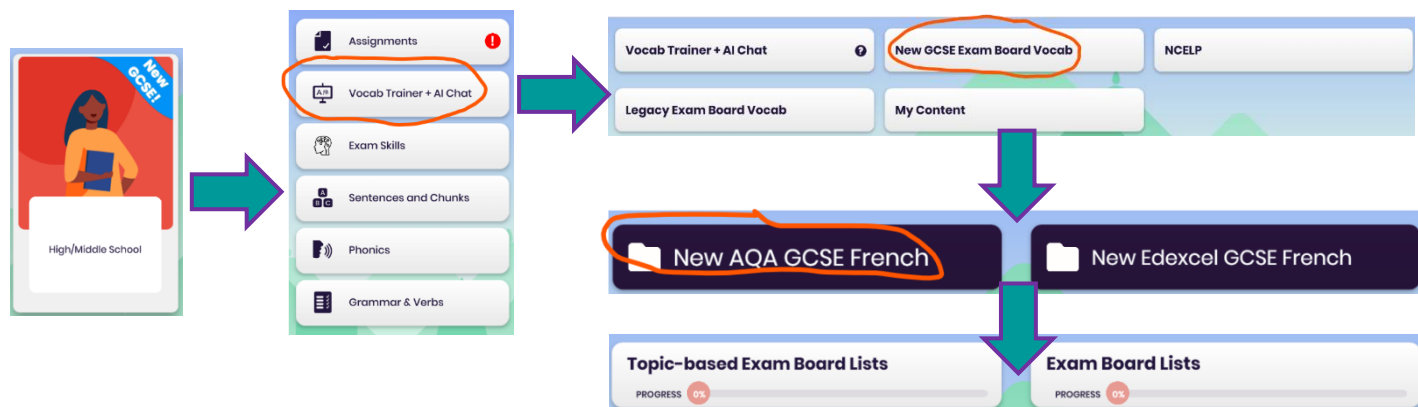
Tip: You may want to use different colours, for example: words that are topical/words you can reuse in other topics; colours for feminine/masculine; different colours nouns/adjectives/adverbs/verbs/etc

Helping You Learn: Using Online Resources

Language Nut

You can access and practise all the vocabulary on Language Nut. It is sorted by tier and by topic.

How to access: Log on Language Nut - click on **High/Middle school** - select **Vocab Trainer and AI chat**, then **New GCSE Exam board**. Select **New AQA GCSE French** and then choose between **Topic-based** (sorted by topics) or **Exam board lists** (sorted by nouns, adjectives, verbs etc).



AQA Exampro Onscreen

Follow the links to the AQA vocabulary quizzes set for you.

Theme 1: People and Lifestyle			Theme 2 : Popular Culture			Theme 3: Communication and the world around us		
Topic 1	Topic 2	Topic 3	Topic 1	Topic 2	Topic 3	Topic 1	Topic 2	Topic 3

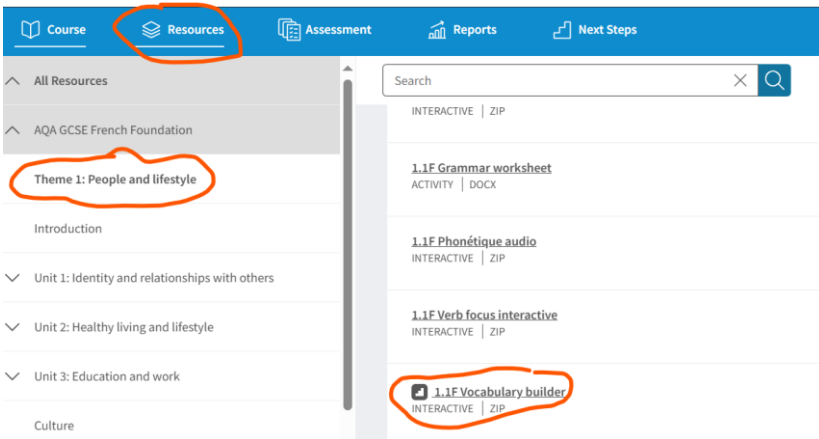
Kerboodle

You have access to the whole textbook, including the vocabulary pages, and the interactive activities such as vocabulary builders. **These will match the vocabulary lists from this booklet.**

How to access: Log on Kerboodle (email if you need your password reset). Your username is the same you log on computers with at OWS. The institution code is fa3. On your Home page, toggle **Manage My Library** and add the textbook **AQA GCSE French (2024)**.



Click on the textbook. Then select **Resources**, choose the **tier** and the **theme** and you will see **Vocabulary builders** interactive activities appear in the list.



For these activities, you can build on your knowledge by passing the **DEVELOPING > SECURE > EXTENDING** levels.

Go to your home page and select the “Next steps” tab to level up.

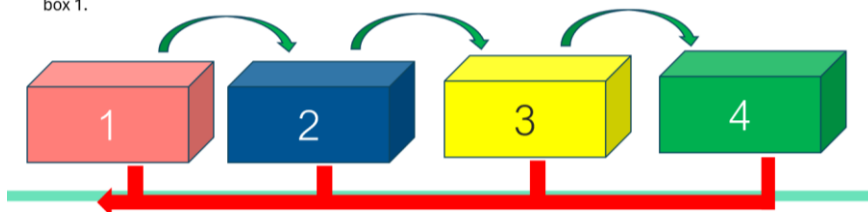
Using Flashcards/Post-It notes

All flash cards start off in Box / Stack 1. Test yourself on the cards in box 1 every day. If you get it right, put it in box 2. Wrong? Keep it in box 1.

Test yourself on box 2 cards every two days. Get it right, it goes into box 3. Get it wrong and back it goes to box 1.

Test yourself on box 3 every 3 days. Correct cards go into box 4, while incorrect go all the way back to box 1.

Box 4 is tested every 4 days. Incorrectly answered cards always go back to box 1 for more regular testing.



Whichever way you prefer to revise your vocabulary, make sure you space out your practice and go over previously learnt vocabulary to build up on prior knowledge.

A little regularly works better than a lot once in a while.

Make a revision timetable!



Grammar

Your knowledge of grammar will be important throughout all your papers:

- at listening, knowing certain rules e.g. conjugation of verbs, feminine/plural agreement for adjectives, will help you spell the words you hear, especially if they have silent letters.
- at reading, it can help you avoid distractors and misunderstanding a sentence (e.g. tenses, pronouns, etc)
- at speaking and writing, your level of accuracy is part of the assessment criteria.

There is a grammar point in all/nearly all lessons. Make sure you signpost them in your book and make a note of them separately on flashcards, revision sheets, Cornell notes, etc.

Learning the Grammar

GCSE pod

You will find videos explaining most grammar points.

Log in to the [student portal using Office 365](#). Access the videos by clicking the links/copying the URLs below:

KS3 Grammar: <https://members.gcsepod.com/shared/podcasts/title/11787>

KS4 Grammar: <https://members.gcsepod.com/shared/podcasts/title/11823>



After watching a video, summarise your learning onto **Cornell notes**.

It is a structured note-taking system that helps you:

- Organise information clearly
- Synthesise and summarise large quantities of material
- Process and revisit learning
- Improve retention and retrieval

Cornell Note Taking Technique

Revision Notes Area: Record notes from the video clip, book, textbook or a combination of these. Keep as short and concise but as meaningful as possible.

Cues Column: As you are taking notes, keep the cues column empty. Soon after completing the revision notes think of key questions that the revision notes are the answers for, or headings and prompts for that section.

Summary: Sum up each page of your notes in a sentence or two or record a summary of key terms. Include examples in both French and English which will be easy to remember and transferable across topics.

CORNELL NOTES

CLASS: _____ TITLE: _____ DATE: _____	
CUES	NOTES
2. For each sections of your notes, think of a key question that could be asked.	1. Use the notes section to record facts, examples and key points from the video / book that you are revising from. 4: Cover the "notes" and use the questions to test yourself using the "Look, Cover, Write, Check" self-quizzing technique.
SUMMARY	
3. Write a short summary of your notes. These could include examples in French and English.	

Practising the Grammar

Language Nut

You can access and practise most of the grammar on Language Nut.

How to access: Log on language Nut, click on **High/Middle school**. Select **Grammar & Verbs** then select between **Grammar** or **Verbs**. For **Grammar**, choose either **New** or **Original, KS3** or **KS4**: everything is relevant



AQA Exampro Onscreen:

Follow the links to the grammar quizzes set for you.

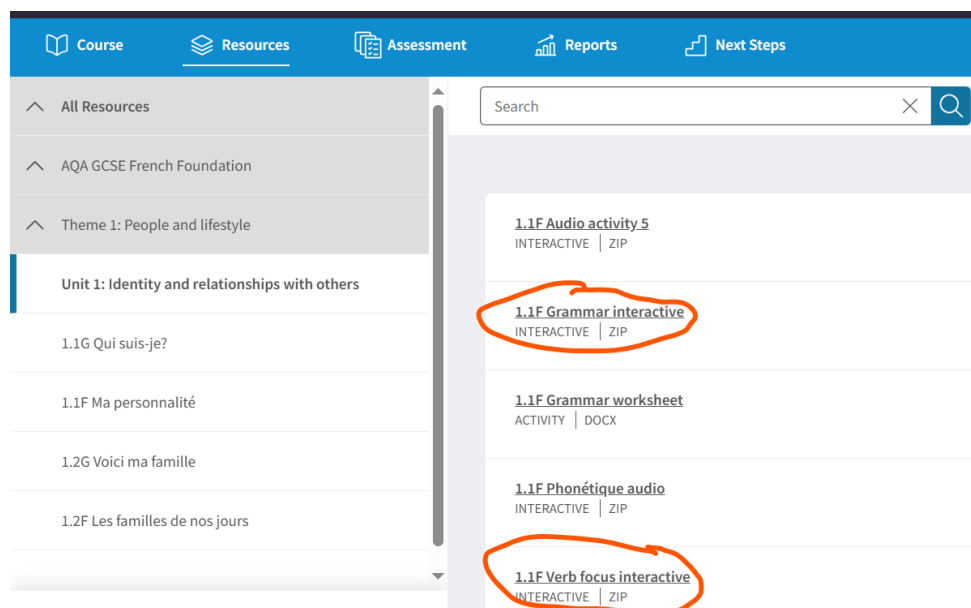
Theme 1: People and Lifestyle			Theme 2 : Popular Culture			Theme 3: Communication and the world around us		
Topic 1	Topic 2	Topic 3	Topic 1	Topic 2	Topic 3	Topic 1	Topic 2	Topic 3

Kerboodle

You have access to the whole textbook, including the grammar pages, and the interactive activities such as grammar interactive.

How to access: Log on Kerboodle (email if you need your password reset). Your username is the same you log on computers with at OWS. The institution code is fa3.

Click on the textbook **AQA GCSE French 2024**. Then select **Resources**, choose the **tier** and the **theme** and you will see **Grammar interactive** and **Verb focus interactive** activities appear in the list.



Exam Skills

Knowledge is useless if you do not apply it correctly. Equally, some lack of knowledge (e.g. vocabulary) may be compensated by knowing how to answer questions and therefore knowing where to find the answer in a text or how to include what is necessary in a paragraph to get the most marks.

AQA Past Papers

As this is a new GCSE, there is very little available, but you may want to check the AQA website regularly or see what's already there. Good practice is to download the paper AND the mark scheme, do some questions and mark yourself. You don't need to do a full paper in one sitting! E.g. do 4 questions, self-mark, make a note of any new vocab/trap you missed, and carry on another day.

Revision Guides

A revision guide with practice will have typical exam questions and corrections. This is ideal to practise. Make sure to self-mark and to make a note of what you have learnt from your mistakes.

Language Nut



You can access and practise your exam skills on Language Nut. It is sorted by topic, skill and difficulty.

How to access: Log on language Nut, click on **High/Middle school**. Select **Exam Skills** then **AQA** then **KS4**. Select the **theme**, **topic** and **sub-topic** to study, the **skill** and finally the level **Easy, Medium, Hard**.

Kerboodle

You have access to the whole textbook with the activities done in class, and the interactive activities such as listening and reading interactive.

How to access: Log on Kerboodle (email if you need your password reset). Your username is the same you log on computers with at OWS. The institution code is fa3.

Click on the textbook **AQA GCSE French 2024**. Then select **Resources**, choose the **tier** and the **theme** and you will see **Reading interactive** and **Listening interactive** activities appear in the list.

The screenshot shows the Kerboodle interface with the following elements:

- Navigation tabs: Course, Resources, Assessment, Reports, Next Steps.
- Left sidebar: All Resources, AQA GCSE French Foundation, Theme 1: People and lifestyle, Unit 1: Identity and relationships with others, 1.1G Qui suis-je?, 1.1F Ma personnalité, 1.2G Voici ma famille, 1.2F Les familles de nos jours.
- Search bar: Search.
- Resource list:
 - ACTIVITY | DOCX
 - 1.1G Reading interactive** (circled in orange) INTERACTIVE | ZIP
 - 1.1G Verb focus interactive INTERACTIVE | ZIP
 - 1.1G Vocabulary builder INTERACTIVE | ZIP
 - 1.2F Audio activity 4 INTERACTIVE | ZIP
 - 1.2F Grammar interactive INTERACTIVE | ZIP
 - 1.2F Grammar worksheet ACTIVITY | DOCX
 - 1.2F Listening interactive** (circled in orange) INTERACTIVE | ZIP
- Bottom left: Favourites.

Extra

Here are some additional tips to improve on each skill:

- Listening/Reading/Speaking: rewatch 20mins of your favourite film/series in French with French subtitles (e.g. Harry Potter). Your brain will work on the mismatch of the subtitles vs. what is actually being said. Reenact the scenes in your head/out loud, put on their accent: this is the best way to improve.
- Listening: stream some French radio in the background, make a Spotify playlist with songs in French, read the lyrics, **play on [Lyrics Training](#) (select a French video clip from Youtube first). This is a great tool for dictation practice.**



Website



Spotify playlist

- Writing: when making flashcards, do not learn single words. Write them within a sentence.

Provide links to SharePoint folders containing resources, online resources that you recommend and details of any published resources you recommend.

Additional Support

After May half-term, there will be French intervention **every Wednesday lunchtime**. A plan of what the session will cover will be communicated in due course. We highly encourage students to attend those sessions and make the most of the support available and time spent at school. Students are allowed to bring their lunch; sessions will be delivered in E60 (just above the canteen, usual classroom).



Year 10 Examination Preparation Evening



Subject Information: **Geography**







Course Content/Units Covered

Paper 2 UK Geographical Issues

- Topic 4: The UK's evolving physical landscape (geology).
- 4A: Coastal change and conflict 4B: River processes and pressures.
- Topic 5: The UK's evolving human landscape & Case Study – Birmingham.
- Topic 6: Geographical investigations – physical fieldwork investigation on rivers.

Topics I need to know for the mock exam.	Confidence			GCSE Pod/ Knowledge Resource
	😊	😐	😞	
The UK's Evolving Physical Landscape (Geology and landscapes) https://gcsepod.accesscloud.com/shared/podcasts/title/11175				
Coastal Change and Conflict https://gcsepod.accesscloud.com/shared/podcasts/title/11174 https://gcsepod.accesscloud.com/shared/podcasts/title/11176				

<p>River Processes and Pressures</p> <p>https://gcsepod.accessacloud.com/shared/podcasts/title/11409</p> <p>https://gcsepod.accessacloud.com/shared/podcasts/title/11177</p>			
<p>Geographical Investigations (Physical fieldwork Rivers Cardingmill Valley)</p> <p>https://gcsepod.accessacloud.com/shared/podcasts/title/13787</p>			
<p>UK's Evolving Human Landscape & Case Study - Birmingham</p> <p>https://gcsepod.accessacloud.com/shared/podcasts/title/12094</p>			
<p>Skills</p> <p>https://gcsepod.accessacloud.com/shared/podcasts/title/13786</p>			

How will you be examined

Paper 2: UK Geographical Issues

In the real exams in 2027 and Year 10 Mock, this exam paper will be 1 hour 45 minutes. We will use past papers to construct the Year 10 mock and the corresponding grade boundaries from the exam board.

The Year 10 mock will differ only a little from the real Paper 2 –we have not yet completed our Urban Fieldwork, so we cannot assess this section. To keep the mock as realistic as possible we will therefore have two physical rivers fieldwork sections.

How does this differ to the actual GCSEs

- Global Geographical Issues: 1 hour 30 minutes 37.5% of the qualification
- UK Geographical Issues: 1 hour 45 minutes 37.5% of the qualification
- People and Environment Issues: 1 hour 30 minutes 25% of the qualification

Revision Materials

SharePoint folders

Physical UK



Human UK



CGP revision materials

<https://www.cgpbooks.co.uk/secondary-books/gcse/humanities/geography/gecub43-gcse-geography-edexcel-b-revision>



Past Papers

<https://qualifications.pearson.com/en/qualifications/edexcel-gcses/geography-b-2016.coursematerials.html#filterQuery=category:Pearson-UK:Category%2FExam-materials>












Additional Support








Students can arrange to see their Geography teachers at lunchtimes for bespoke support, plus small groups of students will be directly invited to attend revision and exam technique workshops.






Year 10 Examination Preparation Evening




Subject Information: **History**



Topics I need to know for the mock exam.	Confidence			GCSE Pod/Knowledge Resource	Testing or Other Online Resources
					
Paper 1 – Medicine in Britain/The British Sector of the Western Front					
Medieval Medicine				https://members.gcsepod.com/shared/podcasts/title/10643 (4 PODS) 	Medieval Medicine Secondary History - Medicine Through Time 
Renaissance Medicine				https://members.gcsepod.com/shared/podcasts/title/10743 (5 PODS) 	Change and Continuity in Renaissance Medicine - GCSE History 
WWI – The Trenches/Battlefield Environment/Terrain				https://members.gcsepod.com/shared/podcasts/title/10645 	
WWI – Diseases/Illnesses/Injuries				https://members.gcsepod.com/shared/podcasts/title/10645 	

Topics I need to know for the mock exam.	Confidence			GCSE Pod/Knowledge Resource	Testing or Other Online Resources
	😊	😐	😞		
Paper 2 Anglo-Saxon and Norman England					
The Godwin Family				https://members.gcsepod.com/shared/podcasts/title/11390 	
The Battle of Stamford Bridge				https://members.gcsepod.com/shared/podcasts/title/11390 	1066: The Battle of Stamford Bridge (3/6) History - The Norman Conquest 
The Battle of Hastings				https://members.gcsepod.com/shared/podcasts/title/11390 	1066: The Battle of Hastings (4/6) History - The Norman Conquest 
1066 – Claimants to the throne				https://members.gcsepod.com/shared/podcasts/title/11390 	Who were the claimants to the throne in 1066? (1/6) History – The Norman Conquest 

<p>Norman Castle Building Changes to Landownership Marcher Earldoms Saxon unhappiness</p>			<p>https://members.gcsepod.com/shared/podcasts/title/11392</p> 	
Paper 2 – The American West				
<p>Lives of the Indigenous People – The Plains and the Buffalo</p>			<p>https://members.gcsepod.com/shared/podcasts/title/11581</p>  <p>https://members.gcsepod.com/shared/podcasts/title/11581</p>  <p>https://members.gcsepod.com/shared/podcasts/title/11581</p> 	
<p>Manifest Destiny and the Oregon Trail</p>			<p>https://members.gcsepod.com/shared/podcasts/title/11581</p> 	

				https://members.gcsepod.com/shared/podcasts/title/11581 	
The Mormons				https://members.gcsepod.com/shared/podcasts/title/11581  https://members.gcsepod.com/shared/podcasts/title/11581 	

Course Content/Units Covered

- Paper 1
 - Topic 1 – **The British sector of the Western Front** 1914-1918: injuries, treatments and the trenches.
 - Topic 2 – **Medicine in Britain**, c1250-present
- Paper 2
 - Topic 1 – **Anglo-Saxon and Norman England** c1060-88
 - Topic 2 – **The American West** c1835-c1895

How will you be examined

- Papers
 - Will assess all the content taught so far this year, in the most realistic manner possible using past exam papers.
 - Paper 1 will be worth 52 marks.
 - Paper 2 will be worth 64 Marks
- A comprehensive weekly revision plan will be shared with students, based on the revision list table above.

How does this differ to the actual GCSEs

By the end of Year 10 students will have completed two full study units:

- Medicine in Britain and World War I medicine case study
- Anglo-Saxon and Norman England

They will also have studied the first two enquiry questions of the American West. In total these exams will assess 60% of the whole course. Students will complete the rest of this unit as well as Weimar and Nazi Germany in Year 11.

Students will be awarded grades based on the 2025 grade boundaries, to ensure accuracy of assessment.

Revision Materials

The History department will shortly share a revision timetable with students, including weekly tailored resources that address specific themes/questions on the paper. If students complete these tasks, they will have revisited all the content needed for successful completion of the exams.

Should you wish to consider complimentary revision resources for your child, the History department would recommend the **'My Revision Notes – Edexcel GCSE (9-1) books for - Medicine in Britain, Anglo-Saxon and Norman England and The American West.**

GCSE POD also has a comprehensive range of short films tailored to every aspect of the specification. These are also well worth using and are highly recommended by students.

Additional Support

Revision opportunities form a consistent part of the History experience, with regular revision-based activities, satchel knowledge quizzes, 'Revision Revolution' home learning and opportunities for revisiting key themes/content. Bell work questions will continue to reinforce knowledge needed for the end of year exams, as well as highlighting where further support might be needed.

If students need additional advice or support, they should speak to Mr Grainger or Mrs Lawson.



Year 10 Examination Preparation Evening

Subject Information: **MATHEMATICS**



These are some of the topics (not exhaustive) students need to learn for the year 10

Foundation Mock Exam:

Topics I need to know for the mock exam.	Confidence			MathsWatch Video Clips	Testing or Other Online Resources
	😊	😐	😞		
Proportion				42	Maths Genie
Component or multiple bar charts				15	Maths Genie
Angles on a straight line and at a point				45	Corbettmaths
Function Machine				38	Corbettmaths
Stem-and-leaf diagram				128b	Maths Genie
Multiplying and dividing numbers				66, 67	Maths Genie
Best buy				41	Maths Genie
Solving equations				135	Corbettmaths
Transformation				48, 49, 50, 148	Corbettmaths
Adding, subtracting and multiplying fractions including mixed numbers				71, 73, 74	Maths Genie
Area of shapes and problem solving				53, 54, 55, 56	Maths Genie
Venn Diagram				127	Maths Genie
Compound measure - speed				142a	Maths Genie
Equation of a line				159	Corbettmaths
Ratio and problem solving				38, 106	Maths Genie
Reverse percentages				110	Maths Genie
Solving inequalities				139	Corbettmaths
Pictogram				16	Corbettmaths
Coordinates				113	Corbettmaths
Fractions of quantity				72	Maths Genie
Simple Interest				111	Corbettmaths
Conversion graphs				107	Corbettmaths
Construction and Loci				145 146	Corbettmaths
Four operations and problem solving				66, 67	Maths Genie

Efficient use of a calculator				77	Maths Genie
Pythagoras' theorem and trigonometry				150	Maths Genie
Product of prime factors, HCF and LCM				78, 79, 80	Maths Genie
Proportional reasoning				199	Maths Genie
Quadratic Graphs				98	Corbettmaths
Fractions, ratios and percentages questions				165c	Corbettmaths
Forming and solving equations				137	Maths Genie
Similar shapes				144	Corbettmaths
Averages and grouped frequency tables				130a	Corbettmaths

Mathematics Department – Higher (Set 1, 2 and 3)

These are some of the topics (not exhaustive) students need to learn for the Year 10 Higher Mock Exam:

Topics I need to know for the mock exam.	Confidence			MathsWatch Video Clips	Testing or Other Online Resources
	😊	😐	😞		
Pythagoras' theorem and trigonometry				150 & 168	Maths Genie
Product of prime factors, HCF and LCM				78 & 79 & 80	Maths Genie/ Corbettmaths
Proportional reasoning				42	Corbettmaths
Experimental probability				125	Maths Genie
Quadratic graphs				98	Maths Genie
Ratio, percentages, fractions and problem solving				39 & 85 & 107	Maths Genie/ Corbettmaths
Forming and solving equations				137	Maths Genie
Error interval				155	Maths Genie
Drawing and interpreting cumulative frequency diagram				186	Maths Genie
Direct and inverse proportion				199	Corbettmaths
Inequality and region				198	Corbettmaths
Gradient of a curve				97	Maths Genie
Rationalising surds				207c	Maths Genie
Quadratic inequality				212	Maths Genie
Similarity, area and volume				144 & 201	Corbettmaths

Probability tree diagram				204	Corbettmaths
Sine, cosine rules and area of triangles				202 & 203	Maths Genie
Negative scale factor enlargement				181	Maths Genie
Factorising quadratic				157 & 191	Maths Genie
Simplifying algebraic fractions				210a	Maths Genie
Nth term of sequence				103	Corbettmaths
Four operations and fractions				75	Maths Genie
Area and problem solving				53, 54, 55, 56, 114	Maths Genie
Venn diagram				127 & 185	Corbettmaths
Equation of a line				159	Corbettmaths
Ratio and problem solving				106 & 165	Corbettmaths
Combining means					Maths Genie
Simultaneous equations				162 & 140	Corbettmaths
Transformation of shapes				48, 49, 50 148	Corbettmaths
Matching equations with the curves					Corbettmaths
Histogram				205	Maths Genie
Expanding triple brackets				178	Maths Genie
Length of arc and area of sectors				149	Maths Genie
Simplifying and rationalising surds				207	Maths Genie
Recurring decimals				177 & 189	Maths Genie
Similar triangles				144 & 166	Corbettmaths
Indices and problem solving				82 & 131	Corbettmaths
Forming and solving quadratic equations				192	Maths Genie
Trigonometric graphs				195	Corbettmaths
Equation of circles and intersection with straight lines				197 & 208	Corbettmaths

Maths Genie



Corbettmaths



Math sWatch



Year 10 Examination Preparation Evening

Subject Information: **GCSE MUSIC**









Course Content/Units Covered

Theory of Music: First of 2 set works; the study of the **Elements of Music** which underpin the 40% Listening and Appraising examination component.

Solo performance preparation and 2 initial recordings have been made; to be improved upon for formal recording in Year 11.

First of 2 compositions for coursework currently underway and completion due October 2026.

Topics I need to know for the mock exam.	Confidence			GCSE Pod/Knowledge Resource	Testing or Other Online Resources
	😊	😐	😞		
<p>Theory of Music: Note and rest values and symbols; Time Signatures and Metres; Keys, Chords, Cadences, Stave notation (treble, bass, alto); Melodic Dictation; Compositional Devices;</p> <p>Musical Elements (MADTSHIRT) and key language</p> <p>How to approach a 10-mark question: easy wins and going deeper</p> <p>Instrument and Type of Ensemble recognition</p> <p>Set Work 1 'Badinerie' full analysis</p> <p>Devices and key language related to the four Areas of Study</p>				<p>Exercise books and all provided in class resources;</p> <p>CGP study guide;</p> <p>Teaching Gadget;</p> <p>Focus on Sound;</p> <p>Bitesize</p>	<p>Teaching Gadget; Log In < Teaching Gadget — WordPress</p>  <p>Focus on Sound; Focus on Sound Focus on Sound</p>  <p>Bitesize; GCSE Music - Eduqas - BBC Bitesize</p>  <p>CGP exam style questions;</p>

					<p>Eduqas website resources Resource</p>  <p>Resource</p>  <p>Resource</p> 
--	--	--	--	--	---

How will you be examined

Paper

Students will undertake a full paper with slight adaptation to exclude some of the second set work which will not be taught until Year 11. Excluded questions will be marked clearly on their exam paper.

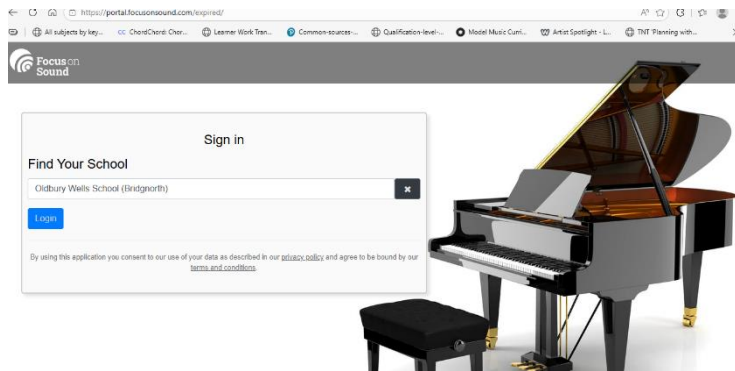
How does this differ to the actual GCSEs

Full exam paper mark scheme to be used to assess attainment. A small number of marks will not be taken into account as they are attached to the second set work and therefore not accessible by the students until Year 11.


Revision Materials

Students have access to our **subscription platforms** to apply their knowledge of the theory of music:

1) 'Focus on Sound' (login Oldbury Wells School)



2) Teaching Gadget (login OldburyWells password: 123music)



3) CGP revision guides: all students have their own copy.

4) 'Bitesize' to revise theory of music.

GCSE Music

GCSE Music topics including elements of music, music appreciation, classical orchestral music, music for dance, contemporary music and world music.

Part of [Learn & revise](#)

Find your added subjects in My Bitesize

View your favourite subjects and get revising quicker.

[Go to My Bitesize](#)

Choose your exam board

AQA Edexcel **Eduqas** OCR

WJEC

5) A

6) Eduqas website revision materials

The screenshot shows the Eduqas website interface. At the top, there is a navigation bar with 'Home', 'Find Resources', and 'Contact'. Below this is the heading 'All Resources By Subject'. A search filter bar is visible with 'Search Options' selected, and 'Subjects' set to 'Music' and 'Keywords' set to 'KS4'. A grid of resource cards is displayed, with two cards circled in yellow: 'GCSE Revision questions' and 'GCSE Music knowledge organisers'. Other visible cards include 'Increasing Diversity in GCSE Music', 'Exam and NEA walk through -', 'Desk calendar', and 'Classroom Music Teaching pack'.

This screenshot shows a different set of search results on the Eduqas website. The search filters are the same as in the previous image. A grid of resource cards is shown, with one card circled in yellow: 'Music GCSE – Musical Terms'. Other visible cards include 'Composing - Toto Africa', 'GCSE Music', 'Composing - Bach Badinerie', 'Thinking Tools', and 'Handbags and Gladraggs Listening Resource'.

Additional Support

Routine classroom practise of a range of question types in preparation for the Listening and Appraising exam paper.









Year 10 Examination Preparation Evening

Subject Information: **Philosophy and Religion**

Course Content/Units Covered

For the Mock exam we will have covered all of the course content for the first GCSE exam paper – Paper 1.

Topics I need to know for the mock exam.	Confidence			GCSE Pod/Knowledge Resource	Testing or Other Online Resources
					
Christian Beliefs				GCSE Revision on Christian Beliefs 	AQA past paper website 
Christian Practices				GCSE Revision on Christian Practices 	AQA past paper website 
Buddhist Beliefs				GCSE Revision on Buddhist Beliefs 	AQA past paper website 
Buddhist Practices				GCSE Revision on Buddhist Practices 	AQA past paper website 

How will you be examined

One examination paper:

- Worth 96 marks
- Including the following topics:
- Christian Beliefs
- Christian Practices
- Buddhist Beliefs
- Buddhist Practices

How is this different to the actual GCSEs

In the final GCSE you will have two exams, the first exactly like the one for the year 10 mocks. The second will be on the second part of the course (Part Two in your revision guides).


This exam will let us know the areas of the course that you understand well, and areas that we need to revisit and look at again.

Revision Materials

- You have the **revision guide** I gave you at the start of the year.
- There will be a flexible task on Satchel with video's on this year's course content.
- I recommend that you download and use the **Knowunity** revision app.

Additional Support

If you need additional support or help, I will make time available at break and lunch (or after school if needed) for you to see me.



Year 10 Examination Preparation Evening

Subject Information: **GCSE P.E.**



Course Content/Units Covered:

Paper 1

- Unit 1 – Applied Anatomy and Physiology
- Unit 2 – Physical Training

Paper 2


- Unit 5 – Sports Psychology

The highlighted topics have been covered so far in Y10. The final 2 topics will be covered before the Y10 exam.

Topics I need to know for the mock exam	Confidence			GCSE Pod/Knowledge Resource	Testing or Other Online Resources
	😊	😐	😞		
Paper 1 – Unit 1 Musculoskeletal System				GCSEPod Access Evo	GCSE Physical Education - AQA - BBC Bitesize
Paper 1 – Cardiorespiratory System				GCSEPod Access Evo	GCSE Physical Education - AQA - BBC Bitesize
Paper 1 – Aerobic and anaerobic exercise				GCSEPod Access Evo	GCSE Physical Education - AQA - BBC Bitesize
Paper 1 – Effects of exercise				GCSEPod Access Evo	GCSE Physical Education - AQA - BBC Bitesize
Paper 1 – Unit 2 Health and Fitness				GCSEPod Access Evo	GCSE Physical Education - AQA - BBC Bitesize
Paper 1 – Components of Fitness and Testing				GCSEPod Access Evo	GCSE Physical Education - AQA - BBC Bitesize
Paper 1 – Principles of Training				GCSEPod Access Evo	GCSE Physical Education - AQA - BBC Bitesize
Paper 1 – Training Types				GCSEPod Access Evo	GCSE Physical Education - AQA - BBC Bitesize
Paper 1 – Training Considerations				GCSEPod Access Evo	GCSE Physical Education - AQA - BBC Bitesize
Paper 1 – Training Seasons				GCSEPod Access Evo	GCSE Physical Education - AQA - BBC Bitesize
Paper 1 – Warm Ups and Cool Downs				GCSEPod Access Evo	GCSE Physical Education - AQA - BBC Bitesize

Paper 1 – Use of Data				GCSEPod Access Evo	GCSE Physical Education - AQA - BBC Bitesize
Paper 1 – Unit 3 Level Systems				GCSEPod Access Evo	GCSE Physical Education - AQA - BBC Bitesize
Paper 1 - Planes and Axes				GCSEPod Access Evo	GCSE Physical Education - AQA - BBC Bitesize

[GCSEPod | Access Evo](#)



[GCSE Physical Education - AQA - BBC Bitesize](#)












Year 10 Examination Preparation Evening

Subject Information: **Physics**



Course Content/Units Covered

Topics I need to know for the mock exam	Confidence			GCSE Pod/ Knowledge Resource with instant feedback	Other Online Resources
	😊	😐	😞		
1. Energy				GCSEPod Access Evo 	AQA PAST PAPERS  GCSE Physics Revision "Kinetic Energy" 
2. Electricity				GCSEPod Access Evo 	GCSE Physics Revision "Current in Series Circuits" 
3. Particle Model of Matter				GCSEPod Access Evo 	GCSE Physics Revision "Density" 

4. Atomic Structure				GCSEPod Access Evo 	GCSE Physics Revision "Atomic Structure" 
---------------------	--	--	--	--	---

How will you be examined

- You will be sitting a full Paper 1 Mock exam.
- There are 2 tiers, Higher (for Grades 9-4) and Foundation (Grade 5-1).

How does this differ to the actual GCSEs

The Paper 1 exam examines roughly half of the content in each subject. We will use the official AQA grade boundaries to give as accurate a representation as possible of the real thing. In the actual GCSEs, however, students sitting Higher tier papers must achieve a Grade 4 to pass. We will include grade boundaries for Grades 1, 2 and 3 for Higher Papers to ensure that everybody sitting the Higher Tier achieves a passing grade.

Revision Materials

Revision materials can be found in Student Out/ Science/ KS4/ GCSE Science Revision on Sharepoint or by clicking [this link](#).



You need to focus on the P1 resources, including mind maps and knowledge organisers, required practicals, including methods and links to videos about each one, some practice papers and a content checklist for each subject.

Additional Support

Y10s are welcome to attend any of our Y11 revision sessions and there will be some Y10 specific sessions after half term.

Y10 Mock Timetable 2025 26

	Tutor 1 (8.45 -10.10)	2 (10.10 - 11.10)	11.10 - 11.30	3 (11.30-12.30)	4 (12.30-1.30)	1.30 - 2.15	5 (2.15 - 3.15)
	2h 25 mins (1.45 max)		BREAK	2 hours (1.30 max)		LUNCH	1 hour
June	1	2		3	4		5
Wed 17th (1)	English Lit - 2.15			Maths 1 - 1.30			
	H	Eng/RE		Maths	Science		G
Thu 18th (1)	Science 1 - 1.15/1.45			History 1 - 1.20			
	Maths	Sci/PE		H	I		F
Fri 19th (1)	History 2 - 1.50			French Writing - 1.10/1.15			
	G	Science		Eng/RE	H		Maths

	Tutor 1 (8.45 -10.10)	2 (10.10 - 11.10)	11.10 - 11.30	3 (11.30-12.30)	4 (12.30-1.30)	1.30 - 2.00	5 (2.15 - 3.15)
	2h 25 mins		BREAK	2 hours		LUNCH	1 hour
	1	2		3	4		5
Mon 22nd (2)	Science 2 - 1.15/1.45			PE - 1.15 Comps Science - 1.30 Drama - 1.00			
	Science	Maths		G	H		Eng/RE
Tues 23rd (2)	Business Studies - 1.45			French Reading - 0.45/1.00 Listening - 35/45			
	Sci/PE	F		F	Maths		Sci/PE
Weds 24th (2)	Science 3 - 1.15/1.45			Geography - 1.45			
	Eng/RE	Science		Maths	H		G
Thurs 25th (2)	English Language - 1.45			Music - 1.15 Food - 1.45 Resistant Materials - 1.15			
	I	Eng/RE		Maths	Eng/RE		Sci/PE
Fri 26th (2)	PR - 1.45 Textiles - 1.15			Maths 2 - 1.30			
	F	Eng/RE		I	Maths		Science

	Tutor 1 (8.45 -10.10)	2 (10.10 - 11.10)	11.10 - 11.30	3 (11.30-12.30)	4 (12.30-1.30)	1.30 - 2.15	5 (2.15 - 3.15)
	2h 25 mins		BREAK	2 hours		LUNCH	1 hour
	1	2		3	4		5
Mon 29th (1)	French Speaking			Art French Speaking			Art French Speaking
	PSHE	Science		I	F		Eng/RE
Tue 30th (1)	French Speaking						
	PSHE	Science		I	F		Eng/RE
Wed 1st (1)	French Speaking						
	PSHE	Science		I	F		Eng/RE

F	History, Resistant Materials, French, Food, Business Studies, Music
G	Drama, PE, History, Art, Geography, Computer Science
H	Art, Business Studies, Geography, French, PR, Textiles
I	Triple Science, History, Geography, Business Studies

If you have any queries, please do not hesitate to contact the school.

General school contact details
Tel no. 01746 765454

Email: school@oldburywells.com

Oldbury Wells School
Bridgnorth
Shropshire
WV16 5JD



WWW.oldburywells.com



@oldburywells



@oldburywellsschool



Oldbury Wells School